

# **VAULTING ASSOCIATION OF SOUTH AFRICA**



# VAULTING RULES

---

13<sup>th</sup> Edition

Updated and Effective 1 January 2023

[www.vaultingsa.co.za](http://www.vaultingsa.co.za)

---

## PREAMBLE

---

The National Rules for the Vaulting Discipline are produced specifically for use at CVN or lower status Events and have been drawn up in the broadest possible terms to allow the Organizing Committees (OC) and/or Show Holding Bodies (SHB) affiliated to the Vaulting Association of South Africa (VASA) as much freedom as possible in the management of their Events and in the preparation of their Schedules. If there is any doubt about the meaning of any of these Rules, they should be interpreted in the sense of providing fair conditions for all competitors. It is obvious, that however complete the rules maybe they can never cover every eventuality. If the matter cannot be resolved by interpreting the Rules to the letter, the solution to be adopted should lie in the principle, which follows as nearly as possible the spirit of the official text.

These rules should be read in conjunction with the General Regulations, SAEF Veterinary Regulations, VASA Guidelines, The FEI Vaulting Rules, the FEI Vaulting Guidelines to the FEI Vaulting Rules and the FEI Code of Points to the FEI Rules for Vaulting.

Where these rules are unclear or does not cover a given situation, the FEI rules should be consulted.

Where these rules differ from the FEI rules, the current VASA Rules and the VASA Guidelines must take precedence over the FEI Vaulting Rules.

Not all cases can be foreseen in the Rules and Guidelines: in case of doubt or exceptional circumstances, it is the responsibility of the Ground Jury, together with the Technical Delegate, to decide with fairness to the Athlete and Horse always in mind, while respecting the spirit of the VASA Rules and Guidelines. This will apply to all types of competitions (including National Championships, Provincial Championships and Provincial Graded Events).

It is the responsibility of all competitors, coaches and officials to be familiar with all the current rules and to conduct themselves in accordance with the SAEF and VASA Policies, particularly the Code of Conduct and Horse Welfare

## CODE OF CONDUCT

---

### FOR THE WELFARE OF THE HORSE

VASA and SAEF expects all those involved in Vaulting equestrian sport to adhere to this Code of Conduct and to acknowledge and accept that, the welfare of the Horse must be paramount and never be subordinated to competitive or commercial influences.

At all stages during the preparation and training of competition horses, the welfare of the Horse must take precedence over all other demands. This includes good horse management, training methods, farriery, horse tack and horse transportation.

Horses and Competitors must be fit, competent and in good health to be allowed to compete. This encompasses medication use, surgical procedures that threaten welfare or safety, pregnancy in mares and the misuse of riding aids.

Events must not prejudice the Horse's welfare. This involves paying careful attention to the competition areas, ground surfaces, weather conditions, stabling, site safety and fitness of the Horse for onward travel after the event.

Every effort must be made to ensure that Horses receive proper attention after they have competed and that they are treated humanely when their competition careers are over. This covers proper veterinary care, including treatment of competition injuries, euthanasia and retirement.

VASA and SAEF urges all involved with this sport to attain the highest levels of education in their areas of expertise.

## INDEX

---

### Chapter 1 International Events

700	<i>Running International events</i> .....	9
701	<i>Invitations to International events</i> .....	9

### Chapter 2 Vaulting events

702	<i>Events</i> .....	9
702.1	<i>General</i> .....	9
702.2	<i>Sanctioned and Unsanctioned events</i> .....	9
703	<i>Entries</i> .....	10
703.1	<i>Schedules</i> .....	10
703.2	<i>Programs</i> .....	11
704	<i>Declaration of starters and Substitutions</i> .....	11-12
705	<i>Vaulters and Age Groups</i> .....	13
706	<i>Lunger</i> .....	13-14
707	<i>Chef d' Equipe</i> .....	14

### Chapter 3 The Competition

708	<i>General</i> .....	15-16
709	<i>Grading and Grading points</i> .....	16
710	<i>Types of Competition</i> .....	16
710.1	<i>The Squad Competitions</i> .....	16-17
710.2	<i>The Individual Competitions</i> .....	17-18
710.3	<i>The Pas de Deux Competitions</i> .....	18
710.4	<i>The Individual Team Competitions</i> .....	19
711	<i>Dress Code</i> .....	19
711.1	<i>Horse Inspections</i> .....	19
711.2	<i>Competition</i> .....	19-21
711.3	<i>Prize Giving Ceremony</i> .....	21
712	<i>Salute</i> .....	21
713	<i>Arena</i> .....	21-23

714	<i>Timing and Bell</i> .....	23-24
715	<i>Music</i> .....	24

#### **Chapter 4 The Vaulting Horse**

716	<i>The Age of the Horse</i> .....	25
717	<i>Horse Passports and Vaccinations</i> .....	25
718	<i>Equipment</i> .....	25
718.1	Equipment in the Competition arena .....	25-27
718.2	Equipment in the Warm-up arena .....	28
718.3	Identification numbers .....	28
719	<i>Abuse of the Horse and Medication Control</i> .....	28
720	<i>Stable Security</i> .....	29
721	<i>Horse Inspection</i> .....	29-30

#### **Chapter 5 Officials**

722	<i>Officials</i> .....	30
722.1	The Ground Jury .....	30-31
722.2	The Foreign Judge .....	31
722.3	The Technical Delegate .....	31
722.4	The Vet Commission and Delegate .....	32
722.5	The Chief Steward .....	32
722.6	The Appeals Committee .....	32
722.7	Expenses .....	32
722.8	Transportation during an Event .....	33
722.9	Conflict of Interest .....	33
722.10	Medical Assistance .....	33
722.11	Evaluation of the Competition .....	34

#### **Chapter 6 Ceremonies and Prizes**

723	<i>Awards</i> .....	34
724	<i>Prize Giving Ceremonies</i> .....	34

## Chapter 7 Sanctions

725	<i>Yellow Warding Card</i> .....	34-35
726	<i>Unauthorized Assistance</i> .....	35
727	<i>Eliminations</i> .....	35-37
728	<i>Disqualifications</i> .....	37-38

## Chapter 8 Scoring

729	<i>General</i> .....	38
729.1	<i>The Compulsory Test</i> .....	38
729.2	<i>The Freestyle Test</i> .....	38
729.3	<i>The Technical Test</i> .....	39
729.4	<i>The Judges Allocations/ Number of Judges</i> .....	39
730	<i>Scoring</i> .....	39
731	<i>The Horse Score</i> .....	40
732	<i>The Exercise Score</i> .....	40
733	<i>The Technique Score</i> .....	40
734	<i>The Artistic Score</i> .....	41
735	<i>The Scoresheets and Results</i> .....	41

## Chapter 9 The Squad Competition

736	<i>Rounds</i> .....	41-42
737	<i>The Squad Compulsory Test</i> .....	42-43
738	<i>The Squad Freestyle Test</i> .....	43-44
739	<i>The Scoring of the Squad Competition</i> .....	44-45
740	<i>The Final Score</i> .....	45

## Chapter 10 The Individual Competition

741	<i>Rounds</i> .....	45
742	<i>The Individual Compulsory Test</i> .....	45-47
743	<i>The Individual Freestyle Test</i> .....	47
744	<i>The Individual Technical Test</i> .....	47-48
745	<i>The Scoring of the Individual Competition</i> .....	48-49
746	<i>The Final Score</i> .....	50

## Chapter 11 The Pas de Deux Competition

747	<i>Rounds</i> .....	50
748	<i>The Individual Compulsory Test for (1*)</i> .....	51
749	<i>The Pas de Deux Freestyle Test</i> .....	51
750	<i>The Scoring of the Pas de Deux Competition</i> .....	51-53
751	<i>The Final Score</i> .....	53

## Chapter 12 The South African Championships

752	<i>Championships and Competitions</i> .....	54
753	<i>General Rules</i> .....	55
754	<i>Squads/Individual Teams/Pas de Deux/Individuals</i> .....	56
754.1	<i>Entries/Nominations/Final Selections</i> .....	56
754.2	<i>The Ground Jury</i> .....	57
754.3	<i>Provincial Colours</i> .....	57
754.4	<i>Protests and Complaints</i> .....	57
754.5	<i>Reserve Vaulters for Individual Teams and Squads only</i> .....	58
754.6	<i>Substitutions of the Horse</i> .....	57-58
754.7	<i>Prize giving Ceremony</i> .....	58

## Chapter 13 Administration

755	<i>Overview</i> .....	59
756	<i>General Principals</i> .....	59
757	<i>Procedures</i> .....	59
757.1	<i>Frequency and Effective dates of Rule Changes</i> .....	59
757.2	<i>Procedures for Rule Changes</i> .....	59-60
757.3	<i>Technical Committee</i> .....	60
757.4	<i>Appeals</i> .....	60
757.5	<i>Defining the Process of Rule Changes</i> .....	62
758	<i>Changes to the FEI Rules and Guidelines</i> .....	62-63
759	<i>General Policies applicable to VASA Rules &amp; Guidelines</i> .....	63

<b>Annex 1</b>	<i>Code of Conduct .....</i>	64-70
<b>Annex 2</b>	<i>Grading .....</i>	71-72
<b>Annex 3</b>	<i>Diagrams of the Vaulting Surcingle and Back Pad .....</i>	73
<b>Annex 4</b>	<i>Age Classifications .....</i>	74
<b>Annex 5</b>	<i>Training Shows and Other Types of Competition .....</i>	75
<b>Annex 6</b>	<i>Requirements to Host a SA Vaulting Championships .....</i>	76-77
<b>Annex 7</b>	<i>Technical Delegate Check list for all championships/graded shows</i>	
	Technical	78
	Administrative	79
<b>Annex 8</b>	<i>Equipment Reference</i>	
	Bridles	80
	Bits	80
	Mouth Pieces	80

### ABBREVIATIONS – Used in the document

<b>OC</b>	Organizing Committee
<b>SAEF</b>	South African Equestrian Federation
<b>VASA</b>	Vaulting Association of South Africa
<b>FEI</b>	Federation Equistre Internationale
<b>SHB</b>	Show Holding Body



## CHAPTER 1 – INTERNATIONAL EVENTS

---

### 700 RUNNING INTERNATIONAL EVENTS

1. All Events carrying CVI status shall be run strictly according to the current FEI rules.
2. All Events under the FEI Group IX status shall be run strictly according to the current FEI Group IX Vaulting Rules which can be found on the VASA Website
3. Any classes run at South African Events for international selection will be performed as per the current FEI Rules, read together with these Rules.

### 701 INVITATIONS TO INTERNATIONAL EVENTS

1. See the current FEI Rules for Vaulting Events.

## CHAPTER 2 – VAULTING EVENTS

---

### 702 EVENTS

#### 1. General

These Rules apply to all Graded Vaulting Events held in South Africa, including the Provincial and National Vaulting Championships.

#### 2. Sanctioned and Unsanctioned Events

- 2.1. Show holding bodies (SHB) and/or Organising Committees of any shows (graded or ungraded) must be registered with both SAEF and VASA. All graded shows will be listed on the VASA annual calendar. If these requirements are not adhered to, these shows will be considered as unsanctioned shows and there **could** be a financial penalty for the SHB and suspension for any members competing or adjudicating at these shows.
- 2.2. Notification of any sanctioned ungraded (training/development) shows must be submitted to VASA a minimum of 30 days prior to the show date to avoid conflict with other International, National, Provincial shows (graded or ungraded) and/or SANESA shows and added to the VASA show calendar.
- 2.3. All SHB or OCs of sanctioned graded and ungraded (training/development) shows have a responsibility towards the development of the Vaulting discipline. A VASA levy is charged on every entry in a show (graded and ungraded). The levy payable will be determined at the AGM and will be published on the VASA website.
- 2.4. See the SAEF General Regulations.

## 703 ENTRIES

### 1. Schedules

- 1.1. All Schedules in respect of Recognized Sanctioned Events issued by the SHB and/or OC shall conform to the current VASA Rules and shall be approved by the VASA President and Technical Committee before it is published on the VASA Website or any other platform. The Technical Committee and VASA President will, in conjunction with the hosting OC or SHB, set out and approve the Schedule of any National Events. All Schedules for International Events are dealt with in terms of the FEI Vaulting Rules but will be approved by the VASA President prior to submission to the FEI.
- 1.2. To the extent that if there is a contradiction between the provisions contained in the approved Schedule and these Rules, the provisions in the Schedule shall take precedence.
- 1.3. The Schedule should, at least, contain the following information:
  - The date and Venue of the Event and at least the starting time of the first competition/class on each day.
  - The closing day and time of entries and the address to which entries are to be sent.
  - Details of the competitions/classes offered (for example, specifying age-groups, grades, and so on).
  - Details of entry fees per competition/class and any levies.
  - Details of the prize money (including any deductions), as a lump sum, percentage of the entry fees, or a combination of both. If a percentage of the entry fees is used, the schedule must state whether the prize money is to be paid as a percentage of the entry fees received for each competition, or whether the percentage will be spread among all the competitions at the discretion of the SHB and/or OC.
  - The rules under which the Event and the competitions/classes are being conducted, with attention to the requirements of VASA in this regard.
  - Whether a competition/class is to be run on the right rein (if it is to be run on the left rein this need not be specified).
  - The bases for any restrictions on or combinations of classes (for example, grading, grading points, age, limitations on lungers, horses, or numbers of vaulters).
  - The names and where necessary (and relevant) the contact details of the Show Secretary, Show Director, Technical Delegate, Farrier and Vet on Call.
  - Whether an individual competition/class is graded.

## 2. Program

The Program should contain the following information:

- A detailed timetable with the order in which competitions/classes will be run.
- The order in which squads or individuals will compete in each competition/class. It is recommended that this order should not be the same in each round. This is determined by the OC/SHB.
- It is strongly recommended that, when entries warrant it, specific starting times be given for each squad or group of individuals but the times at any Event will follow on if the classes are running early.
- The prize money/rosettes/certificates for each place in each competition/class should be detailed.

## 704 THE DECLARATION OF STARTERS/SUBSTITUTIONS

1. All Vaulters, Horses and Lungers competing in any Graded Vaulting Event in South Africa must be registered with a Club, VASA and the SAEF.
2. Where the OC/SHB or where the rules of an Event require it, the responsible person (either the Chef d'Equipe, Team Manager or Lunger) must declare the names of the Squad members, Pas-de-Deux Vaulters, Horses, Lungers, and the names of the Individual Team (where appropriate), no later than the time fixed by the OC/SHB (and at least minimum of 1 hour before start of 1<sup>st</sup> test of the either the Squad, Pas-de-Deux or Individual team). If there is a horse inspection, declaration of starters must be set after this.
3. **Any** Horse may be changed up to **30 MINUTES** before the start of the 1<sup>st</sup> test for that Horse of the competition. Any substitutions must be presented, on the official substitution form, to the Show Director **ONLY** and confirmed by the Show Director within the stipulated time provided above. All substituted horses **MUST** already **be entered in the Event** and registered with VASA and SAEF.

A Horse may be substituted during an Event, if the Horse, in the opinion of the Ground Jury, is unfit to continue. Such a substitution is at the discretion of the Ground Jury and must take place at least 30 minutes before the next class that the Horse is competing in. A member of the Ground Jury may be elected by the President of the Ground Jury to inspect said horse and confirm that the Horse is unfit to continue with the Competition. Failure to adhere to this requirement will entail disqualification.

Both the original Horse and the substitute Horse need to have passed the horse inspection, if held. There may only be **1 substitution** per horse per Event.

4. If the ground jury decides that a horse is unfit to continue in a class after the trot round at the beginning of any class at any graded event (except for a championship class), the vaulter/s on that horse may leave the arena and continue at the end of said class on the SUBSTITUTED horse, which must be entered in the event and passed the Vet Check if held for this event. There will a 5 minute warmup allowed if required.
5. In a Squad Competition, a Vaulter may be substituted with the reserve vaulter within **30 minutes before the start of the 1<sup>st</sup> test of the competition for Squads**. This substitution must be presented, on the official form, to the Show Director **ONLY** and confirmed by the Show Director within the time stipulated above.

All substituted Vaulters **MUST** be **entered in the event** and registered with a Club, VASA and SAEF. Failure to adhere to this requirement will entail disqualification. There may only be **1 substitution** per Squad per event.

6. If a member of the Squad is injured or ill (Doctors/Medic note required) during a test they may be substituted with the reserve for the next test/tests with the accompanied Substitution Form as listed above.
7. The Horse of a **Squad** for either the Compulsory Test or Free Test, which is entered on the entry form, may be substituted **30 minutes** before the start of either the 1<sup>st</sup> test of Compulsories or Free Test. This substitution must be presented, on the official form, to the Show Director **ONLY** and confirmed by the Show Director within the time stipulated above.

All substituted Horses **MUST** already be entered in the show and must be registered with VASA and SAEF. Failure to adhere to this requirement will entail disqualification. There may only be **1 substitution** per event.

8. The Lunger may be changed up to **30 minutes** before the beginning of the show or during the Event, at the discretion of the Ground Jury if deemed necessary. Any substitutions must be presented, on the official substitution form, to the Show Director **ONLY** and be confirmed by the Show Director within the time stipulated above.

All substituted Lungers **MUST** be **entered in the Event** and registered with a Club, VASA and SAEF. Failure to adhere to this requirement will entail disqualification. Once the Event has started, another Lunger may not be used except in case of illness or injury, certified by a medical doctor, or at the discretion of the Ground Jury.

## 705 VAULTERS / AGE GROUPS

1. All Individual Championship classes for 2\* and 3\* must be split between male and female or at the discretion of the Ground Jury together with the Technical Delegate / Show Director of an Event. Any championship/graded classes up to 1\* may mix male and female competitors.
2. There must be at least TWO males and/or TWO female starters in an Individual Championship for 2\* and 3\*, by closing date of entry, to be declared an official Championship or at the discretion of the Ground Jury together with the Technical Delegate/Show Director of an Event.
3. For a Championship to be declared official, the Final Score of **6.0** must be achieved by the Individual winner of each championship. If there is only one competitor in any of the Individual Championship classes, the competitor must achieve a final score to be determined and finalised by the NEC prior to the approval of the Championship Schedule. This score will be listed in the Schedule.
4. Vaulters classified as children (Ch), are eligible to take part in any age groups offered at an Event by the OC/SHB in E, D, C, 1\* and 2\* Competitions. See the FEI Vaulting Rules regarding 1\* and 2\* Competitions.
5. Children (Ch), Juniors (J) and Seniors (S) may compete in a 1\* Individual competition.
6. Only Seniors (from 16 upwards) may compete in a 3\* Individual competition.
7. Any vaulters in the year of their 16<sup>th</sup> birthday may compete in either Junior (14–18) or Senior (from 16 upwards) in E grade to 2\* VASA competitions. **Such vaulter must decide at the beginning of each year which age category they will compete in and will have to remain in that same age category for all competitions of that year including the SA Championship.**
- 7B The 2\* VASA Young Vaulter (from the beginning in the year of their 16<sup>th</sup> birthday (16 -21) **and Senior 3\* (from 16 upwards)** will be required to do the technical test as well as the compulsory and free tests.
8. Any vaulters in the year of their 14<sup>th</sup> birthday may compete in either Junior (14-18) or Child (12–14) Competitions. **Such vaulter must decide at the beginning of the year which age category they will compete in and will then have to remain in that same age category for all competitions of that year including the SA Championship.**
9. At the discretion of the OC/SHB a combination of age groups may, in an event of only 1 entry per group, be combined e.g. Child (12–14) with Juniors (14–18).
10. Refer to **Annex 4** regarding Age Classifications.

## 706 LUNGER

1. All Lungers at any Vaulting Event in South Africa must be registered with a Club, VASA and SAEF. If a foreign lunger is used, their federation must supply confirmation of their lunging certification and registration to VASA and OC of the Event.
2. The Lunger for E Grade competitions must be at least 16 years of age and must have completed and passed the VASA Level 1 Lunging Certification.
3. The Lunger for D Grade competitions must be at least 18 years of age and must have completed and passed the VASA Level 1 Lunging Certification.
4. The Lunger for C grade to 3\* competitions must be at least 18 years of age and must have completed and passed the VASA Level 2 Lunging Certification.
5. The Lunger, at a Vaulting Event (Competition) is considered, along with the Horse and Vaulters, as a competitive unit. As such, the Lunger is eligible to receive any medals, prizes or awards that are won by Squads, Pas-de-Deux or Individuals. At the **South African Championships, Provincial Championships or any Graded Event**, the Lunger may only win one medal/trophy in **any single competition** (highest placing) but must be awarded rosettes for all placings.
6. The Lunger may be changed up to **30 minutes** before the beginning of the show or during the event, at the discretion of the Ground jury together with the Technical Delegate/Show Director of the event. Any substitutions must be presented, on the official substitution form, to the Show Director ONLY and must be confirmed by the Show Director within the time stipulated above.

All substituted Lungers MUST be **entered in the event** and registered with a Club, VASA and the SAEF. Failure to adhere to this requirement will entail disqualification.

7. The Lunger must be officially certified for the Grade in which he/she is lunging and should be generally competent and capable of lunging and handling the horse as per the Guidelines to the Vaulting Rules relating to the judging of the Horse.

## 707 CHEF D'ÉQUIPE

1. Please refer to the SAEF General Regulations. See ANNEX 1 for VASA Code of Conduct.
2. A Lunger or Coach may also act as the Chef d'Equipe.
3. A Chef d'Equipe must be at least 21 years of age and must have a good knowledge of the Vaulting Rules. The Chef d'Equipe is responsible for the good behaviour of the vaulters under their care throughout the Event. The VASA Code of Conduct must always be adhered to and a yellow card warning will be issued for any violation of the Code of Conduct.

## CHAPTER 3 – THE COMPETITION

---

### 708 GENERAL

1. During all Tests, the Horse canters or walks on a circle with a minimum diameter of 15m, preferably more.
2. All Tests must be executed in the gait specified in these Rules.
3. All Tests of all rounds must be performed on the same Horse with the same Lunger. Once the Competition has started, a Horse or Lunger may not be substituted unless as provided for in the Section dealing with Substitutions [Section 704 above].
4. In 1 competition day, no Horse shall be used for more than **12** canter rounds of **1** minute each or the equivalent (for example, **6** canter rounds of **2** minutes each) and **24** walk rounds of **2** minutes each or the equivalent (for example, **48** walk rounds of 1 minute each).
5. If a Horse is used for fewer than **12** minutes of canter, it may be used for an additional two minutes of walk for each minute less than **12** that it canters in that day. However, no matter how few walk rounds it is used for, a Horse may never be used for more than **12** minutes of canter rounds in one competition day.
6. The tests within one Competition should be separated by an interval of at least 30 minutes or at the discretion of the OC and ground jury.
7. In the Compulsory Test the Vaulters must show defined exercises (see the VASA Vaulting Guidelines).
8. Vaulters can show their individual artistry in the Free Test. They may plan an original program around their own capabilities and ideas in freestyle exercises (see the VASA Vaulting Guidelines and the FEI Code of Points).
9. The Technical Test (which is required for 2\* Young Vaulters and 3\* Senior) consists of defined technical exercises and additional freestyle exercise chosen by the Vaulters. The Vaulters choose the sequence and order of the technical and free test exercises.
10. It is recommended that the Compulsory Test be performed to music.
11. Free Test and Technical Test are performed with music.
12. The music must be provided to the OC/SHB on whatever format the Schedule requires.
13. The performance is to take place with the Horse and therefore no exercises or dance moves on the ground are allowed. Contravening this rule **may** incur a **Verbal Warning** by the ground jury of the said event if deemed necessary.

14. Competitions should normally be offered in the Grades currently contested in South Africa.
15. OC/SHB may offer other types of Competition to promote vaulting. These Competitions shall not count for grading purposes and should be held only in addition to the recognized competitions.

## 709 GRADING AND GRADING POINTS

1. See **ANNEX 2** for rules regarding grading, upgrading and points.
2. An Individual Athlete may not compete in more than 1 grade in any one Event but may compete 1 grade higher than their current grade, all points achieved in the higher grade will be added to their current grade points.
3. Unless otherwise stated, a Vaulter may never compete in an Individual Competition a grade lower than he/she is graded at the time.
4. Grading points shall be awarded irrespective of the number of prizes awarded.
5. Grading points **shall not** be awarded if a Vaulter does not compete in all the Rounds specified on the Schedule of the Event / Competition that he/she is competing in at that time.
7. An Individual Vaulter may compete in Senior (From 16 upwards) or Young Vaulter (16-21) Individual classes and the Junior Pas-de-Deux (1\* or 2\*) (14 – 18) classes if the individual vaulter is not older than 18 (in the year of their 18<sup>th</sup> birthday) at any one Event,

## 710 TYPES OF COMPETITION

### 1. *The Squad Competition*

- 1.1. Squads consists of the Lunger, the Horse and 6 vaulters plus 2 reserve vaulters.
- 1.2. The members of any Squad may be any age, and gender except for a junior squad **which has an age restriction of up to 18.**
- 1.3. There are no grading points awarded to the members of the Squad.
- 1.4. If a Vaulter discontinues his/her performance in the Squad Vaulting Competition because he/she is injured or ill (Doctors/Medic Note required), one of the reserve-vaulters listed on the entry form may be substituted for the next test/tests. Substitution forms must be completed as per **Rule 704** above.
- 1.5. Vaulters may only be a member of one Squad per event.



- 1.6. The Squad Competition consists of two tests (Compulsory Test and Free Test) in round 1 and (Free Test only) in round 2 unless otherwise stated on the Schedule. This competition may be run over one round only. This should be stated on the Schedule or as soon as possible after close of entries.
- 1.7. All tests must be executed on the left rein unless otherwise stated on the Schedule. Canter rounds should be separated by at least 30 minutes unless otherwise stated on the Schedule or at the discretion of the OC and Ground Jury.
- 1.8. A Squad may change Horses between the Compulsory Test and Free Tests. Both Horses must be listed on the entry form. This Rule will be reviewed each year by the National Council of VASA (**See RULE 704**).
- 1.9. E Grade Squads may have 2 Individual Vaulting Members from D Grade. The other 4 Individual Vaulting Members must be from E grade (or all 6 Individual Vaulting Members may be from E Grade).
- 1.10. D Grade Squads may have 2 Individual Vaulting Members from C Grade. The other 4 Individual Vaulting Members may be from either E or D Grade (or all 6 members may be from E or D Grade).
- 1.11. C grade to 3\* Grade Vaulting Squad may consist of any Individual Vaulting Members from any Grade.
- 1.12. For further details see **CHAPTER 9**.

## **2. The Individual Competition**

- 2.1. The Individual Vaulters is accompanied only by the Lunger and the Vaulting Horse, except for E and D Grade walk rounds, where an assistant may assist Vaulters/s onto the horse.
- 2.2. An Individual Vaulting Competition is where Vaulters compete as Individuals at any graded Vaulting Event in South Africa, including the South African Championships (which may include the Individual teams) and any Provincial graded and championship events.
- 2.3. Where possible, an Individual Vaulting Competition should, within the various grades, be divided by age, and, where numbers warrant it, gender. This will be at the discretion of the OC/SHB.
- 2.4. An Individual Vaulting Competition at D, C, 1\*, 2\* and 3\* will be Graded, unless it is otherwise stated in the Schedule.
- 2.5. All Individual Vaulters using the same Horse (in a particular class) may enter the arena at the same time for the entry, salute and exit. Any deductions under A3 (of the Horse Score) for the entry and salute will apply to all those Vaulters entering the arena at the same time.

- 2.6. If only one Vaulters is using the Horse and the compulsory and free test is performed one after the other, there must be a break of at least 30 seconds between the tests. This Rule applies to all grades.
- 2.7. At the discretion of the OC/SHB, if the entries warrant it, the compulsory and free tests may be performed one after the other. The vaulters will follow on from each other (**no bell between each vaulter**) and perform their compulsory tests and then move back to the line and the vaulters will then follow on from each other and perform their free tests (**bell between each vaulter**).
- 2.8. An assistant for any walk test may accompany the Vaulters only to assist with the vault on for compulsories and assist mounting for the free test (in E and D Grade). The assistant must always be dressed neatly (no shorts, sleeveless shirts, peak caps or sunglasses).
- 2.9. The Compulsory Test, Free Test and Technical Test (where applicable) must be separated by up to 30 minutes in the C grade, 1\*, 2\* and 3\* classes unless otherwise stated on the Schedule.
- 2.10. All tests must be executed on the left rein unless otherwise stated on the Schedule.
- 2.11. An Individual Vaulters may change horses.  
(See Chapter 2 - Vaulting Events No 704 and Chapter 4 - The Vaulting Horse).
- 2.12. For further details see **CHAPTER 10**.

### **3. The Pas-de-Deux Competition**

- 3.1. The Pas-de-Deux is composed of two Vaulters, the Lunger and the Vaulting Horse.
- 3.2. The Vaulters perform together on the Horse. For International Competition please see current FEI Vaulting Rules.
- 3.3. Grading points are not awarded to the Individual Vaulters in a Pas-de-Deux.
- 3.4. The Pas-de-Deux Vaulting Competition consists of different tests in one or two rounds for walk or canter unless otherwise stated on the Schedule.
- 3.5. All tests must be executed on the left rein unless otherwise stated in the Schedule.
- 3.6. For further details see **CHAPTER 11**.

#### 4. The Individual Team Competition

- 4.1. An Individual Team comprises of 2 to 4 Individual Vaulters plus a reserve Vaulter. The final SCORE of the 3 best scores in each team are averaged to obtain the final Individual Team result. If the Teams have the minimum of 2 members, the final score will be totalled and divided by 2.
- 4.2. **It will be at the discretion of the Technical Delegate/Ground Jury together with the OC of the Event, to allow teams with only one vaulter.**
- 4.3. In all other respects such an Individual Team Competition shall be run as an Individual Vaulting Competition and may be included within an individual competition.
- 4.4. The number of rounds for this type of competition will be the same as for the Individual Vaulting Competition of each event.
- 4.5. The running of this competition must be clearly stated on the Schedule.
- 4.6. Members of an Individual Team Competition are not obliged to have matching outfits and may also compete on different Horses.

### 711 DRESS CODE

#### 1. Horse Inspections

- 1.1 In order to be allowed to present their horses, the handler must be dressed neatly in either Club, Regional or Provincial attire. The South African National Federation (NF) attire is only permitted for International Events where the Vaulter and/or Lunger has been selected to represent South Africa (SASCOC) or the SAEF.

#### 2. Competition

- 2.1. Squad Vaulters must wear consecutive numbers on the right arm or leg or back, including the reserve vaulters. These numbers should be 10 - 12cm in height and of plain design and clearly visible. Squad Vaulters must provide their own numbers in order of their participation in Squad Compulsory Test.
- 2.2. Numbers must be worn by all Individual Vaulting Competitors on either the right leg or arm or on the back and should be 10 – 12cm in height and of plain design (black with white number or white with black number or matching the outfit worn) and clearly visible to the judges.

Permanent armbands numbers are allocated to all vaulters on registration with VASA and a once off **joining** fee is applicable. The making of the armbands is the responsibility of the parent or vaulter with the above requirements.

- 2.3. Dress of Squad, Individual and Pas-de-Deux Vaulters must not hinder the movement or the safe interaction between vaulters during a performance. Dress must in no way compromise the safety of either the vaulter or the horse.
- 2.4. Dress must not conceal the form and line of the vaulter's body during the performance in order not to hinder the fair assessment of the judging of the exercises.
- 2.5. Hair must be neat and controlled and safe hair ornamentation are permitted. No sharp and/or pointed hair accessories of any hard material, are allowed.
- 2.6. Freestyle outfits may differ and be more creative.
- 2.7. The dress of Squad Vaulters must give the effect of uniformity or should be related to each other reflecting the artistic concept.
- 2.8. Dress must not give the effect of nudity and must be form fitting. All articles of clothing or parts thereof, must at all times be attached to the vaulter's body.
- 2.9. Decorative accessories must be made of soft cloth like and/or pliable material.
- 2.10. The vaulter's face must be visible to the Judges. No masks or complete face paint is allowed. A maximum of  $\frac{1}{4}$  of the face may be painted.
- 2.11. Decorative accessories (not limited to but including belts, masks, jewellery, watches and medic alert bracelets). Coaches or a responsible person should be notified of any medical condition prior to the start of the competition.
- 2.12. Props, which are any articles carried or worn into the arena which are not attached to the vaulter or lunger (not limited to but including hats, capes, canes, gadgets (including lights), are strictly forbidden in the competition arena. There may be a verbal warning issued by the judge at A if deemed necessary.
- 2.13. In Children Competitions (Age group 14 and under), the costume/unitard may not have any transparent or skin colour fabric except on the arms and legs, where this is permitted.
- 2.14. Skirts may only be worn over tights or leggings and only soft soled shoes are permitted.
- 2.15. The Lunger and assistant (as allowed for in these Rules) must be neatly and smartly dressed. No sleeveless shirts, shorts, peak caps or sunglasses will be allowed in the vaulting circle during a Vaulting Event.
- 2.16. No Protea or SAEF attire is allowed at any Regional, Provincial or National Event. The Protea or SAEF attire may only be worn at prize-giving ceremonies where the Vaulter and/or Lunger has been selected by SASCO or the SAEF to represent South Africa or the SAEF.

- 2.17. Failure to comply with **the provisions in RULES 710.2.3 to 710.2.15** will result in a deduction from the artistic score (see VASA Vaulting Guidelines) and failure to comply with any of the above Rules above may incur a yellow warning card from the ground jury.

### 3. Prize-giving Ceremonies

- 3.1. To be allowed to participate at award presentations, Vaulters and Lungers must be dressed in Provincial attire (for National Championships) or Club / Regional attire for other graded Events. **Attire will include unitard.** Suitable closed shoes are obligatory.
- 3.2. No Protea or SAEF attire is allowed at any Regional, Provincial or National Event. The Protea or SAEF attire may only be worn at prize-giving ceremonies where the Vaulters and/or Lunger has been selected by SASCO or the SAEF to represent South Africa or the SAEF.
- 3.3. Should Horses be presented at the Awards Ceremony their equipment must be according to RULE 718 (Equipment of the Vaulting Horse) below.

## 712 THE SALUTE

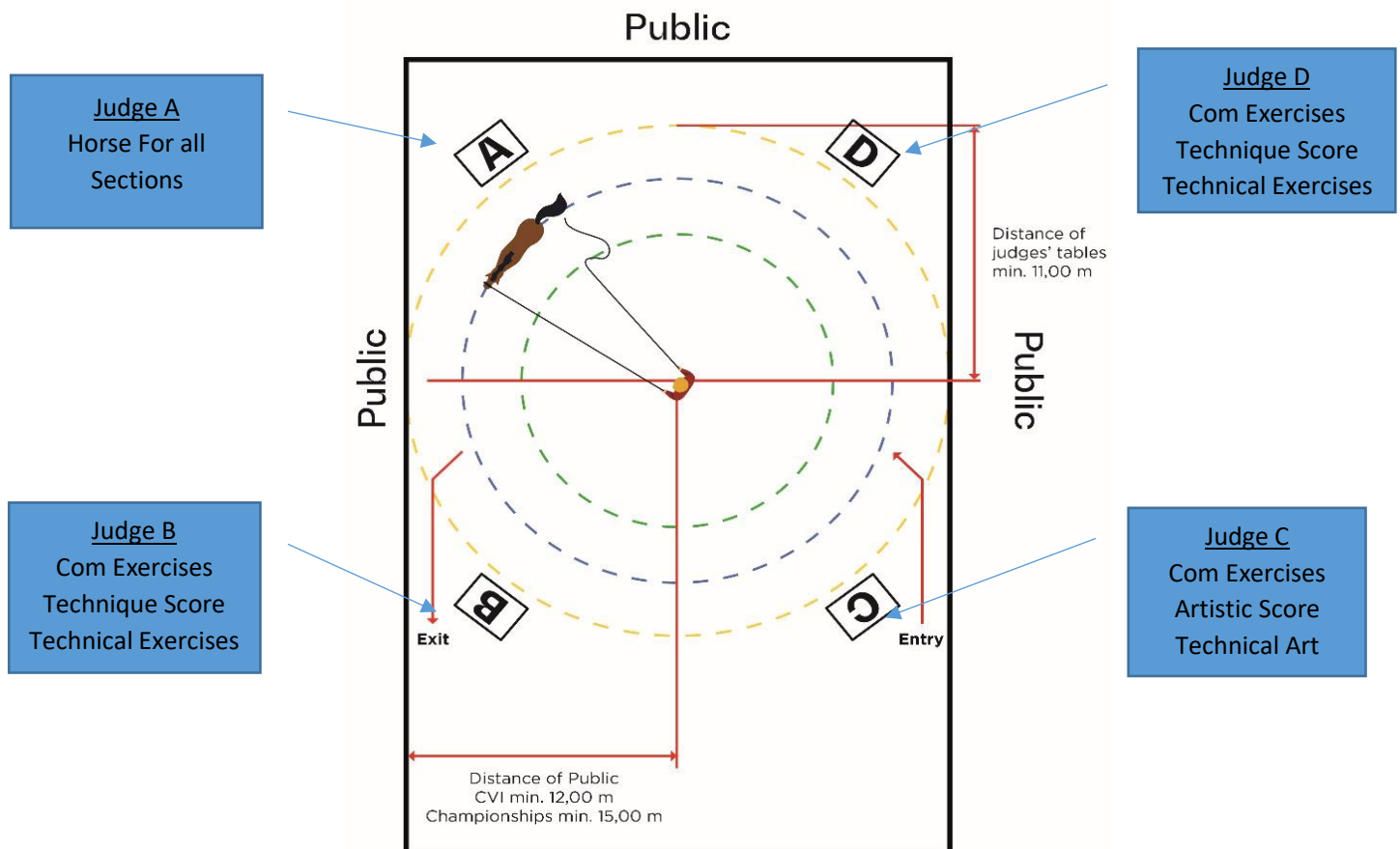
1. In all tests the Vaulters, Lunger and Assistant (if allowed in terms of these Rules) must salute the Judge at A, as a matter of courtesy, before and after each Test in the competition. Elimination for failure to salute is at the discretion of the Judge at A.
2. Before the beginning the performance, the Horse must be trotted on the circle until the Judge at A rings the bell.
3. Entry, exit and the form of the salute are left to the discretion of the Vaulters but should be dignified and as simple as possible. The Judge at A shall acknowledge the salutes.
4. Entry and exit **may** be accompanied by music.
5. Immediately **after the salute, before** exiting the competition **circle** the side reins **may be unfastened. At the very latest, the side reins must be unfastened immediately upon exiting the competition arena.** Failure to do so will entail a verbal warning from the Steward/Marshall.
6. Immediately after ringing the bell for the signal to enter the arena, Judge A should stand up to wait for the salute so that the Vaulters/Lunger can see the signal was given.

## 713 THE ARENA

1. The competition circle in the arena must be at least 20 x 20 m. The arena should be enclosed with a border of surrounds or suitable material. The arena must be of a soft and springy material and needs to be non-slip. The outside diameter of the circle should be 17 – 20m and the inside diameter 15m.

2. Where the Competition / Event is being held indoors, the height of the ceiling/roof should be at least 5m.
3. Spectators / Public must be at least 11m away from the centre of the Lunging circle, in Championships the Public needs to be at least 15m away.
4. A practice arena is compulsory and should have the same specifications as the competition arena. More than one practice arena may be necessary. Use of the practice arena should follow program order. If a Competition takes place indoors the possibility for practicing indoors must be available to all Athletes.

### Arena for Vaulting Competitions



5. The Judges' tables should be at least 11m away from the centre of the lunging circle. At a Championship, the Judges' tables should be at least 14m away from the centre of the lunging circle. It is recommended that the Judges' tables be raised 50–60cm above the ground to give a good view of the arena. The tables are situated as indicated in the diagram below. The spectators / public should be at an adequate distance from the judges' tables.
6. The positions of the Judges may change depending on the type of competition or number of Judges, and Judge A table will depend on the entrance and exit of the arena.

7. The Judge at A may demand a timekeeper, at least 18 years of age, who is placed next to him/her.
8. All venues that host Vaulting Events will first be inspected and approved by VASA. VASA will ensure that the Arena is situated on ground that is level. VASA will ensure that all the requirements of these Rules are fulfilled by the venue and specifically, the Competition and Practice Arena.

## 714 THE TIMING – BELL

1. Within 30 seconds after the signal (bell) is given to enter the arena, the Vaulters and the Lunger must salute at Judge A.
2. Before beginning the Performance, the Horse must be trotted on the Circle until the Judge at A rings the bell. At the latest 30 seconds after the bell following the trot the 1<sup>st</sup> exercise must be commenced.
3. The time allowed for the Test, begins the moment the 1<sup>st</sup> Vaulters touches the surcingle, the pad or the Horse and ends with the time limit. The judging ends when the last Vaulters touches the ground after the final dismount.
4. **Only exercises (static or dynamic or dismounts) already in progress at the time limit may be finished and will be included in the evaluation for the Technique and Artistic scores.** The only exception is artistic score in Technical Test, please see VASA Vaulting Guidelines.
5. **All following exercises and dismounts starting after the time limit will be considered in the Performance Score, including deductions for falls, but not in the Degree of Difficulty and Artistic Score.** Only exception is artistic score in Technical Test, please see VASA Guidelines.
6. There is no time limit for the Individual Compulsory Test. If there is more than one Individual Vaulters starting on the same Horse, the next vaulters begins his/her Compulsory Test without waiting for a signal (bell). A vaulters may only enter the circle to stand behind the Lunger once the previous Vaulters is preparing to dismount.
7. In the Free Test each Individual Vaulters must signal by raising his/her arm after the bell has rung to start the music. The time begins once the Vaulters has touched the surcingle, pad or Horse regardless of whether the music has begun.
8. **A bell is used by the Judge at A to signal the Athletes on the following occasions:**
  - 8.1. to give the signal to enter the competition arena
  - 8.2. to give the signal for the Vaulters/s to start the Test
  - 8.3. to signal the end of time allowed in Free and Technical Test

- 8.4. to signal that the time and music is stopped after a fall and the Vaulters is unable to continue immediately / returns to the centre of the circle to remount. The Test must be continued within 30 seconds after the signal (bell) to resume is given
- 8.5. to signal to stop a Vaulters or Performance when the Horse shows any signs of irregularity, is out of control or dangerous to the Vaulters
- 8.6. to signal to stop a Vaulters or Performance in unforeseen circumstances which includes repair or adjustment of equipment or any other situation requiring immediate attention. The timing and the music is stopped. The test must be continued within 30 seconds after the signal (bell) to resume is given. This will be at the discretion of Judge A to determine whether to stop the test
- 8.7. after any interruption the clock is started again when the vaulter touches the surcingles, pad or Horse
- 8.8. in unclear situations the judge at A and/or Lunge / Vaulters may communicate to interrupt the test to resolve any issues with the music (Music not starting etc).
9. The time allowed for each test is listed below.

	<b>COMPULSORY</b>	<b>FREE</b>	<b>TECHNICAL</b>
Individual	No Time Limit	1 Minute	1 Minute
Senior Pas de Deux		2 Minutes	N/A
Child / Junior Pas de Deux		1 ½ Minutes	N/A
Squad X 6 if no reserve 6 members + (1 or 2) reserves com only	6 Minutes 7/8 Minutes	4 Minutes	N/A

- 9.1. Any exercise after the time limit, when the bell has rung, as per the above table, will receive a score of Zero.

## 715 THE MUSIC

1. Compulsory Test, Free Test and Technical Test are performed to self-chosen music, provided by the competitor/s, on the medium stated in the Schedule.
2. The entry, salute and exit may also be performed to music.



## CHAPTER 4 – VAULTING HORSE

---

### 716 THE AGE OF THE VAULTING HORSE

1. The Horse shall be at least **5 (five) years old** to enter competitions and **may** only be used for walk competitions.
2. The Horse shall be at least **6 (six) years old** for all canter tests (unless approval is granted by all Provinces to waive this regulation under exceptional circumstances).
3. At all International Events, Vaulting Horses must be at least **7 (seven) years old**.

### 717 HORSE PASSPORTS

1. All Vaulting Horses must be registered with VASA and the SAEF. All relevant SAEF and/or FEI Regulations shall apply regarding Horse Inspections.
2. All Vaulting Horses must be in possession of a valid SAEF Passport. All Passports must be up to date and available to the OC / SHB or Welfare Officer on request at any Vaulting Event or Competition.
3. Horses with incomplete passports will not be allowed to compete at the Event and may be given a financial penalty.

### 718 EQUIPMENT

All equipment must be used without changing the purpose of its manufactured state. The use of any other equipment than described below, **could** entail elimination.

1. *The equipment in the Competition Arena will be as follows:*

#### 1.1. Bridle with noseband.

- Except for the buckles and padding the headstall and noseband must be made entirely of leather or leather-like material. Padding is allowed on bridles. Nylon or other non-metal material may be used to reinforce leather in the headstall but must not be in direct contact with the horse. Elastic inserts are permitted in the crownpiece and cheek pieces only and must not be in direct contact with the horse or the bit.
- A browband is required, and except for the parts that attach to the crownpiece or headstall, is not required to be made of leather or leather-like material.
- The crownpiece of the bridle must lie immediately behind the poll and may extend A throatlatch is required except when the combined noseband or Micklem bridle are used.
- At any level of competition, a noseband may never be so tightly fixed that it causes harm to the horse and must be checked as per the Stewards Manual noseband protocol.

- A plain snaffle bridle is required to be used with a regular cavesson noseband, a dropped noseband, a flash noseband, a crossed noseband, a combined noseband or a Micklem or similar design of bridle.
- **Nosebands must be flat, leather, sheepskin or similar material may be used on any part of the bridle, providing the material does not exceed 3 centimetres in diameter, measured from the horse's skin.**

## 1.2. Snaffle Bit.

- The Snaffle bit must have a smooth surface. Twisted and wire bits are prohibited. Bits must be made of metal, rigid plastic, or durable synthetic material and may be covered with rubber/latex. Bits must not place mechanical restraint upon the tongue.
- The diameter of the mouthpiece of the snaffle must be such so as not to hurt the Horse. Snaffles must have a minimum diameter of twelve millimetres (12 mm) for horses and ten millimetres (10mm) for Ponies. The diameter of the mouthpiece is measured adjacent to the rings or the cheeks of the mouthpiece.
- Snaffle bits may be used with loose ring, D-Ring, and Eggbutt cheeks. Single or double-jointed snaffles may also be used with upper or lower cheeks, or full cheeks. Loose rings may have a sleeve fitted around part of the ring.
- Flexible rubber or synthetic mouthpieces are permitted. Unjointed mouthpieces must be flexible.
- A snaffle may have up to two joints. A barrel or ball joint is permitted as the centre link in a double-jointed snaffle, however, the surface of the centre piece must be solid with no moveable parts other than a roller. The centre link may be tilted in a different orientation from the mouthpiece but must have rounded edges and may not have the effect of a tongue plate.
- A double-jointed snaffle or snaffle with rotating mouthpiece may be shaped to allow tongue relief. The maximum height of the deviation is 30mm from the lower part of tongue side to the highest part of the deviation. The widest part of the deviation must be where the mouthpiece contacts the tongue and must have a minimum width of 30mm. The mouthpiece of a jointed or unjointed snaffle may be shaped in a curve within the dimensions specified above.

1.3. Rubber bit guards are permitted.

1.4. Lunge Cavesson may be used instead of a bridle. They can be used with or without a snaffle. If used without a snaffle they must adhere to the rules above.

Please see ANNEX 8 for further information on equipment.

1.5. Two side reins with or without rubber rings or elastic inserts, adjusted appropriately for the gait (see FEI *Guidelines for Judges*), even if this entails adjusting their length between canter Compulsory Test and Walk Test. Standing martingales and auxiliary reins are not permitted.

- 1.6. Vaulting surcingle with under pad and girth. Under the girth, an under pad and/or pieces of sheepskin may be used for skin protection. No more than two handles. No more than one Cossack strap/loop on each side below the handles.

One short extra strap made of leather (this strap may be wrapped with suitable material to provide protection from injury) may be fixed between the inner edges of the right & left handles. No hand or foot hold may be attached to the back, wither or girth pads.

- 1.7. **Back Pad** is mandatory and must be made of a material which conforms itself to the Horse's back and reduces the impact of external forces (by the vaulters) with or without cover. One gel pad is allowed in addition to the back pad. **The back pad, which may be checked by the steward and/or judge at any time on the horse** must have the following dimensions:

**Max 80cm** from the back edge of the surcingle to the back of the pad.

**Max 30cm** from the front edge of the surcingle to the neck end of the pad.

**Max 90cm** from the lowest point to the lowest point (If checked on the horse, the allowed tolerance may not exceed 4cm, i.e. 94cm) The pad used for ponies must not extend beyond the end of the croup.

**Max 4cm** thick, including cover.

**Max total length 110cm**, with no more than 30cm in front of the surcingle.

See ANNEX 3 for diagram of surcingle and back pad

- 1.8. Surcingle and back pad may be changed from test to test.
- 1.9. The Lunger must always use a lunging whip. The lunge line is mandatory and must be attached to inner ring of bit (not over the head or to the outer ring of bit) or at the lunge cavesson.
- 1.10. Bandages and/or brushing/overreach boots are optional. Horse boots are allowed.
- 1.11. Ear hoods and plugs are permitted for all Events and may also provide noise reduction and must allow the ears to move freely. Ear hoods must not cover the horse's eyes. The ear hoods should be discreet in colour and design. Ear hoods may not be attached to the noseband.
- 1.12. A steward is authorized to check the bit of any Horse immediately after it leaves the competition arena and any discrepancy will be reported to the Judge at A and will **result** in immediate elimination, if confirmed. The checking of the bridle must be done with the greatest caution, as some Horses are very sensitive about their mouths (see FEI Steward's Manual). The Steward must use disposable surgical/protective gloves when checking the bridle (1 pair of gloves per horse)

**Warm up reins may be used in all walk rounds**

## 2. The equipment in the Warm-up Arena will be as follows:

- 2.1. All equipment for the warmup arena will be as per the Rules above (718.2) with the following additions:
- standing martingales or auxiliary reins are permitted
  - double bridle is allowed when riding
  - side reins must not be fastened in place for an excessive amount of time, after which they must be unfastened allowing the horse to move freely for an acceptable amount of time before being re attached.
  - Lunge line must be attached to the inner ring of the bit or to the lunge cavesson.
  - Double lunge/long reining is allowed when the lunge line is attached in a way that it is only being used as a long rein (attached to the ring of the bit). A double lunge may not be used as a draw rein.
- 2.2. It is permitted to work the Horses ridden during warm up, but suitable footwear and protective headgear secured by a 3point retention harness is compulsory. Failure to wear such protective headgear where and when required after being notified to do so by an official, shall result in a yellow warning card being issued to the athlete/rider

## 3. Identification number:

- 3.1. The OC / SHB may provide on the Schedule that all Horses entered in the Competition shall be provided with an identification number for the duration of the Vaulting Event. It is compulsory that this number be worn by the Horse while actively competing and at any time while working in the exercise or schooling areas or being hand walked (from the time of arrival until the end of the Event) so that the Horse can be identified by Officials including Stewards.
- 3.2. Failure to display this number (where this is required in the Schedule) incurs first a verbal warning and, in the case of repeated offence, a Yellow Warning Card imposed on the Lunger by the Ground Jury or the Chief Steward. Substituted Horses should be given a different number to the Horse being substituted and all officials/ground jury should be advised of the substituted Horse and the new ID number. The new ID number must be changed on all necessary score sheets. The new ID number would apply only if the substituted Horse has not been used in the competition before the substitution.

## 719 THE ABUSE OF HORSES/MEDICATION CONTROL

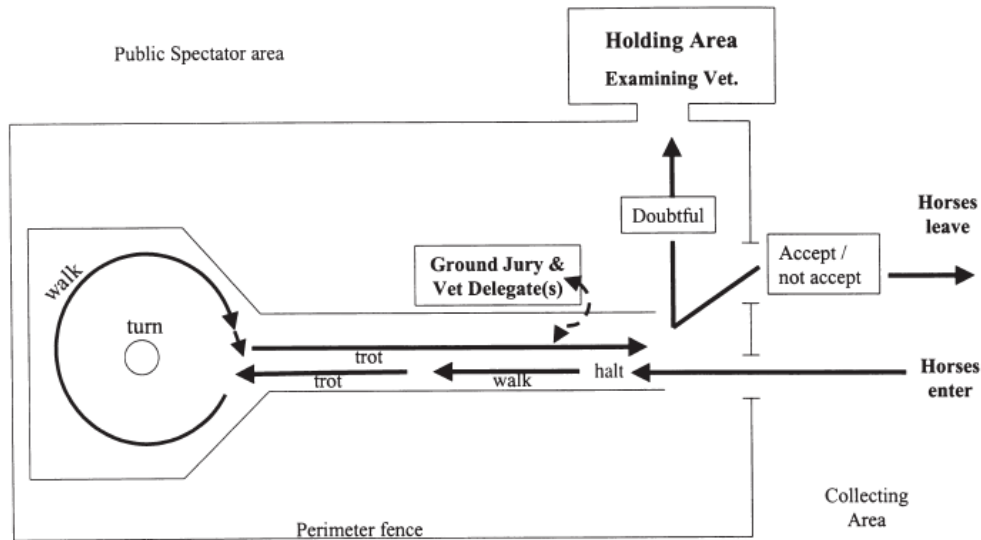
1. The SAEF General Regulations, Veterinary Regulations, the Equine Anti-Doping and Controlled Medication Regulations and the Anti-Doping Regulations for Human Athletes apply.

## 720 STABLE SECURITY

1. Minimum Stable Security, as defined in the Veterinary Regulations is required for all International Vaulting Events (see the FEI Vaulting Rules).

## 721 HORSE INSPECTION

1. Where the Schedule of the Vaulting Event provides for a Horse Inspection, and for any International Vaulting Event, the Veterinary Delegate (at Championships the Veterinary Commission) and a Member of the Ground Jury (preferably the President), will inspect the Horses, in accordance with the Veterinary Regulations.
2. The Horse Inspection will take place before the first Competition or official training (whichever is the earliest) and in principle, should not take place more than 24 hours before either the first Competition or official training.
3. Any member of the delegation entered may present the Horse.
  - 3.1 The person presenting the horse at the horse inspection must be smartly dressed (no t-shirts, shorts or caps).
  - 3.2 All horses presented for inspection must be properly warmed-up and presentation of horse and equipment must be clean and competition ready.
4. During the Competition, the Judge at A has the possibility to inspect or eliminate a Horse which is lame or in bad conditions.
5. A Horse having been eliminated on a specific competition day, but which is scheduled to participate in another competition on the same day or on a following day, must be re-inspected by the Veterinary Delegate (Commission), in the presence of a Member of the Ground Jury (preferably the President), prior to the next Competition. If it passes the re-inspection, the Horse will be allowed to participate.
6. The Veterinary Delegate (Commission) and/or the Chief Steward must report to the President of the Ground Jury and Judge A (if during a Test) any Horse showing any signs of irregularity in the warm-up arena.
7. Refer to the Veterinarian Regulations on the Horse Inspection Area.



## CHAPTER 5 - OFFICIALS

### 722 OFFICIALS

#### 1. The Ground Jury

- 1.1. All Officials who are members of recognized panels of officials, whether Provincial, National, or International, shall be members of a Club, VASA and SAEF or FEI (where applicable).
- 1.2. The use of Judges on the necessary panels is obligatory at all Vaulting Events that are used for grading purposes. Dispensation from this provision may be granted if approved by the VASA National Executive Committee.
- 1.3. While it is preferable to use four Judges at all Vaulting Events / Competitions, three Judges may be used. Two judges may be used for E Grade only and other grades will be upon request for dispensation from the VASA National Executive Committee.
- 1.4. Each Judge must be assisted by a secretary (scribe) who speaks and writes English.
- 1.5. The Judge at A has additional duties. See RULE 714.
- 1.6. At the South African Vaulting Championship, unless dispensation is requested, a minimum of 3 National Judges and 1 International Judge or 3 National Judges and one 2\* South African Judge (for the applicable Grades) or 4 National Judges must be used for all National SA Championship classes.
- 1.7. The National Judges' panel will appoint the President of the Ground Jury at the South African Vaulting Championship.

The President of the Ground Jury (together with the Technical Delegate if one is appointed) will decide on the placings of Judges. See VASA Vaulting Guidelines and the FEI Vaulting Guidelines.

- 1.8. At all Provincial Vaulting Championships there must be a minimum of 3 Judges for D to 3\*. E Grade may have a minimum of two Judges. See RULE 729.6.
- 1.9. The Senior Judge of the Province will appoint the President of the Ground Jury for all Provincial Vaulting Championships and other graded shows. This must be done in conjunction with the OC/SHB.
- 1.10. The National Judges' panel will advise the OC/SHB, which Judges are available to be used at Provincial Vaulting Events. This must be done at least one month before the Vaulting Event or when a request for Judges' availability is made by the OC/SHB. All requests regarding Judge's availability must be made in writing.
- 1.11. Star Rating of South African Judges:
  - 1\* Judge
  - 2\* Judge
  - 3\* Judge
  - National Judge
- 1.12. See VASA Guidelines regarding the Ground Jury and the Judge's Criteria and Guidelines. Refer to the VASA website for these documents.

## **2. The Foreign Judge**

- 2.1. See the FEI Vaulting Rules, Article 723.2.

## **3. The Technical Delegate**

- 3.1. At the South African Vaulting Championship, the OC/SHB may appoint a Technical Delegate. The Technical Delegate must approve the technical and administrative arrangements for the conduct of the Event: for the Competition and schooling area, for the examinations and inspections of Horses; for the accommodation of Horses and Athletes and for the stewarding of the Event.
- 3.2. The Technical Delegate, where appointed, will advise and assist the Ground Jury, the Veterinary Commission, and the OC regarding the technical and administrative conduct of the Event.
- 3.3. The duties of the Technical Delegate can also be performed by the Show Director if no Technical Delegate is appointed.

Please see **ANNEX 7**.

#### **4. The Veterinary Commission / Veterinary Delegate**

- 4.1. If the Schedule or the Vaulting Event requires a Horse Inspection, a Veterinary Delegate must be appointed by the OC/SHB, in accordance with the Veterinary Regulations.
- 4.2. Refer to **RULE 720** regarding Horse Inspections.

#### **5. The Chief Steward**

- 5.1. The Chief Steward is responsible for the organization of stewarding throughout the Event.
- 5.2. The Chief Steward is not a requirement at Provincial Graded Vaulting shows but may be appointed for the Provincial Vaulting Championships and the South African Vaulting Championship. A Chief Steward may also be required in terms of any International Vaulting Events hosted by South Africa.
- 5.3. The Chief Steward must ensure that where stable security is required in terms of the Schedule, this is adequate for the level of the Event and that sufficient Stewards are available.
- 5.4. The Chief Steward assists the OC/SHB, the Ground Jury and the Technical Delegate (Show Director) to ensure the smooth running of all defined functions during a Competition such as the opening and closing ceremonies or any required organized function within the Competition.
- 5.5. All Stewards at International Vaulting Events should preferably hold at least a Level 1 status. If this is not the case, they must have received formal instruction in their specific responsibility from the Chief Steward, who must be a FEI Vaulting Steward.

#### **6. The Appeals Committee**

- 6.1. It is recommended that at all Championship Vaulting Events (National and Provincial) that an Appeal Committee is appointed by the OC/SHB.

#### **7. Expenses**

- 7.1. The OC/SHB is responsible for the travel, meals and accommodation expenses for the Ground Jury, the Appeal Committee, the Veterinary Commission/Delegate, the Technical Delegate and the Chief Steward (where these Officials have been appointed by the OC/SHB to officiate at a Vaulting Event).
- 7.2. A per diem allowance should be offered to the Officials. See the Judges' Criteria and Guidelines in this regard.



## **8. Transportation during the Event**

- 8.1. If the situation necessitates, the OC/SHB must provide transportation for the President and Members of the Ground Jury, Appeal Committee, Veterinary Commission/Delegate, Chief Steward and Technical Delegate (where such officials have been appointed to officiate at an Event).

## **9. Conflict of Interest**

- 9.1. All Officials that are officiated at any Vaulting Event are required to adhere to the VASA Code of Conduct (see Annex 1). All Officials must have signed a VASA conflict of interest upon registration to VASA.

## **10. Medical Assistance**

- 10.1. OC/SHB of any Vaulting Event must provide adequate medical assistance at the Event.
- 10.2. The President of the Ground Jury or Judge at A may, at any time, exclude from further participation in a Competition or an entire Event any athlete who is unfit to continue by reason of a serious or potentially serious injury, impairment or health conditions.
- 10.3. The show standby 'medic' should be of an Intermediate Life Support training level, this means that he/she is competent in certain Pre-hospital Emergency Care, to provide the initial stabilisation of a patient, whether from an accident or an illness. The medic has the level of training which allows him/her to evaluate and treat accordingly and have available specialized equipment to treat a patient. The Medic will give a report to the OC/SHB for any injuries sustained by an athlete or any other persons at an event.
- 10.4. The medic is trained to work alone, so it is not a requirement to have two on standby. They will be in radio/telephone contact with their Advanced Life Support crew to respond if required. The patient is assessed as to what level of care is required and whether transport to a hospital is required. Once the immediate life-threatening problems have been sorted out and the patient is stable an ambulance will then transport him/her to a hospital for continued care.
- 10.5. It is not essential that there is a vehicle on standby for the show, as the medic would call for a transport vehicle if required. The medic may not leave the show premises and will hand over the patient to the ambulance crew.

## 11. Evaluation of Competition

- 11.1. Judges are expected to complete a Personal Logbook, which must be signed off by the President of the Ground Jury.
- 11.2. It is advisable that Judges who, either Shadow Judge or perform a Sit-in with another Judge, must ensure that this Judge completes and signs-off on the appropriate form. A copy of such assessment form(s) must be handed to the President of the Ground Jury, who is responsible for forwarding this to the National Judges' panel.

## CHAPTER 6 – CEREMONIES AND PRIZES

---

### 723 AWARDS

1. All awards and prizes, including prize money must be noted in the Schedule.

### 724 PRIZE GIVING CEREMONIES

1. It is expected at all Vaulting Events in South Africa, that placed Individuals, Squads and/or Pas-de-Deux Athletes attend the prize giving and if this is not possible that they formally excuse themselves to the Show Director and/or President of the Ground Jury. Failure to do so could entail losing any prizes / prize money / rosettes / trophies or medals.
2. For dress code please refer to **RULE 711** above.
3. The President of the Ground Jury or Judge A must be present and involved in the Prize-giving Ceremony and approve any exceptions to the above procedure, if necessary.

## CHAPTER 7 - SANCTIONS

---

### 725 YELLOW WARNING CARD

1. See also the SAEF General Regulations.
2. Where there is abuse of a horse in any form, or any incorrect behaviour towards Vaulting Event Officials, or any other party connected to the Vaulting Event, the President of the Ground Jury, as an alternative to instituting the procedures foreseen in the legal system of the SAEF General Regulations, may deliver a yellow warning card, either by hand or by any other suitable means.

3. Should the same person responsible receive one (1) more yellow warning card at the same or any other Event within one (1) year of the delivery of the first yellow warning card, the person responsible shall be automatically suspended for two (2) Graded Events / Shows from the day following the Vaulting Event at which the person responsible is competing.
4. The VASA Technical Portfolio chair shall be responsible for notifying the person responsible of such a suspension.

## 726 UNAUTHORIZED ASSISTANCE

1. Any physical intervention by a third party (ie parent, coach, etc) not belonging to the Competitive Unit, from the point of entering the arena (the competition arena is considered the arena from the entrance and exit sections of the arena, incorporating the lunging circle and the judges tables) until the time of leaving the arena, **whether solicited or not**, with the object of helping the Vaultler or his Horse is considered unauthorized assistance. This does not apply to the paramedic on duty at the shows who can enter the competition arena at the discretion of the Ground Jury and the Judge at A.
2. During the performance of any Tests of an Individual Vaultler, no other person, except the Lungler, may be in the vaulting circle (other than the assistant in walk rounds). The next Vaultler may only enter the circle when the previous Vaultler has commenced the last vault off. An earlier entry is considered unauthorized assistance for the entering Vaultler.

## 727 ELIMINATIONS

1. Unless otherwise specified in the Rules or Schedule for the Vaulting Event/Competition, elimination means that the Vaultler may not continue in the current Event/Competition.
2. **The Ground Jury /Judge at A must, during a Vaulting Event/Competition apply elimination in the following instances:**
  - 2.1. Starting before the signal is given and touching the handles, the pad or the horse.
  - 2.2. Other equipment or equipment used differently than described in **RULE 718.2**
  - 2.3. Mounting the Horse after an interruption signalled by the Judge, without waiting for the signal/bell.
  - 2.4. Vaultler and/or Horse leaving the Competition Arena (the Competition Arena will be considered the Arena from the beginning of sections of entrance and exit of the Arena, incorporating the Lunging circle and the Judges table) without permission of the Ground Jury, including prior to starting.
  - 2.5. An accident to the Vaultler or to the Horse, which prevents them from completing the Competition (exception is an accident to a Squad member).

- 2.6. The Horse resisting for 15-20 consecutive seconds during the Test.
- 2.7. If the Judge at A suspects fresh blood anywhere on the Horse during the test, they will stop the Horse to check for blood. If the Horse shows fresh blood, it will be eliminated. The elimination is final. If the Judge through examination clarifies that the Horse has no fresh blood, the Horse may resume and finish its test.
- 2.8. If the FEI Steward discovers fresh blood in the Horse's mouth during the check at the end of the test (Article 719.4), they inform the Judge at A, who will eliminate the Competitive Unit.
- 2.9. If the FEI Steward discovers fresh blood anywhere else on the Horse's body (i.e. other than the Horse's mouth) during the check at the end of the test, the Competitive Unit is not automatically eliminated. The FEI Chief Steward shall inform the Judge at A whether the Horse is fit to continue in following competition(s) in the Event. The Judge at A will take a decision on the Horse's fitness to continue, based on the FEI Veterinarian's advice. If the Judge at A decides the Horse is not fit to continue, the Horse will not be permitted to take part in any further Competition(s) or tests at the Event, but the result(s) obtained by the Competitive Unit in any Competition(s) or tests already completed shall stand.
- 2.10. If the Horse is eliminated pursuant to the above, or if the Horse is injured during the test and starts bleeding after finishing the test, it should be examined by an FEI Veterinarian prior to the next Competition to determine if it is fit to continue in the Event the following day(s). The decision of the FEI Veterinarian is not subject to appeal.

**3. The Ground Jury /Judge at A may, at their own discretion, eliminate in the following instances:**

- 3.1. Fall of a Horse. The Horse must be considered fit to continue in the event by the Veterinary Delegate, before it may be permitted to take part in a next round or Competition.
- 3.2. Not entering the competition arena within 30 seconds after the bell.
- 3.2. Taking more than 30 seconds after the bell following the trot, to commence the first exercise.
- 3.3. All physical unauthorized assistance.
- 3.4. Not stopping when the bell is rung during a test.
- 3.5. Misbehaving of the Horse during a Performance, which will also eliminate all vaulters in the circle and starting on that Horse.
- 3.6. Misbehaving of the Horse **before or after** the Performance, which will also eliminate all vaulters in the circle and starting on that Horse.

- 3.7. Taking more than 30 seconds to continue the test after a fall once the signal to resume (bell) was given, when all Vaulters or Vaulters have lost the contact with the horse.
- 3.8. After an interruption of the test in unforeseen circumstances taking more than 30 seconds to continue the test AFTER the signal to resume was given.
- 3.9. If the ground jury feels that for any reason that the horse or vaulter is unfit to continue the class.
- 3.10. Exercises or dance moves on the ground.
- 3.11. In doubtful cases, the Judge at A can consult the ground jury for support after he/she has interrupted the competition.
- 3.12. If the ground jury feels that the Vaulters's size or Squad weight effects the comfort of the Horse and it seems to be labouring.
- 3.19. Entering the arena with more than the nominated Horse, Lunger, Vaulters/s, Reserve Vaulters (for Squad only) and assistant where permitted.
- 3.20. Vaulting on a Horse that is obviously injured or unsound.
- 3.21. Exceeding the number of canter or walk rounds on one day. See **RULE 708** above.
- 3.22. Approaching the Horse before the previous Vaulters has begun the vault-off.
- 3.23. Dress other than defined.

## 728 DISQUALIFICATIONS

- 1. Disqualification means that the Vaulters and his Horse or Horses is/are disqualified from the Competition in process or from the entire Event.
- 2. **The Ground Jury /Judge at A may disqualify a vaulter and/or horse in the following instances:**
  - 2.1. Exercising horses in the arena without the permission of the Ground Jury and/or OC/SHB.
  - 2.2. All cases of abuse and / or ill treatment, which are reported to a member of the Ground Jury, to a member of the Appeal Committee or to the Steward.
  - 2.3. All cases laid down in SAEF General Regulations.

- 2.4. Horses bleeding on the flank/s, in the mouth or nose or marks indicating excessive use of the whip anywhere on the Horse (in minor cases of blood in the mouth, such as where the Horse appears to have bitten its tongue or lip the officials may authorize the rinsing or wiping of the mouth and allow the Lunger to continue) but any further evidence of blood in the mouth will result in disqualification.
- 2.5. Vaulters, Lungers and/or Horses not registered (as specified in the Schedule of any show) will result in disqualification.
- 2.6. Any Athlete who does not compete in all the specified rounds at any competition as per the Schedule of that Event will be disqualified and may not take part in the prize giving or receive grading points.
- 2.7. An athlete may not compete out of the Test order of the Event program. At the discretion of the OC/SHB they may allow an HC entry for Provincial graded shows but never at Provincial or National Championships.

## CHAPTER 8 - SCORING

---

### 729 GENERAL

Every test receives four scores with equal value according to the special demands of the test for E grade to 3\* competitions.

**PLEASE SEE VASA GUIDELINES FOR FURTHER SCORES AND REQUIREMENTS**

1. **Compulsory test:**

JUDGE	SCORE	COEFFICIENTS
A	HORSE	25%
B	EXERCISES	25%
C	EXERCISES	25%
D	EXERCISES	25%

2. **Freestyle test:**

JUDGE	SCORE	COEFFICIENTS
A	HORSE	25%
B	TECHNIQUE	25%
C	ARTISTIC	25%
D	TECHNIQUE	25%

## 3. Technical test:

JUDGE	SCORE	COEFFICIENTS
A	HORSE	25%
B	EXERCISES	25%
C	ARTISTIC	25%
D	EXERCISES	25%

## 4. The Judges Allocations / Number of Judges:

4.1 If the Ground Jury consists of up to 4 Judges, each Judge will give one score.

4.2 If the Ground Jury consists of 3 judges, the following will apply:

COMPULSORIES	FREESTYLE	TECHNICAL
JUDGE A - HORSE	JUDGE A - HORSE	JUDGE A - HORSE
JUDGE B - EXERCISES	JUDGE B - TECHNIQUE	JUDGE B - EXERCISES
JUDGE C - EXERCISES	JUDGE C - ARTISTIC	JUDGE C - ARTISTIC
JUDGE D – AVE JUDGE B + JUDGE C	JUDGE D – AVE JUDGE B + JUDGE C	JUDGE D – AS PER JUDGE B

4.3 If the ground jury consists of 2 judges, one judge will give artistic and one judge will give technique which will be calculated by 2 and both judges will give a horse score which will be averaged. See VASA Guidelines.

## 730 SCORING

- The maximum score is 10.0 and decimals are allowed.
- All calculations for provisional and final results will be rounded off to the third 3<sup>rd</sup> decimal.
- The following are applicable for all scoring

Score	Remarks	Score	Remarks
10	Excellent	9	Very Good
8	Good	7	Fairly Good
6	Satisfactory	5	Sufficient
4	Insufficient	3	Fairly Bad
2	Bad	1	Very Bad
<b>Zero</b>	<b>Not Performed or due to deductions</b>		

### 731 THE HORSE SCORE

**Description:** Evaluation of the general quality of the gait and training level of the Horse. The execution of the performance and the behavior of the horse, as well as the quality of the lunging and the communication between lunger and Horse.

1. Judging of the Horse Score begins with entering the arena and ends with the final dismount.
2. If more than one Individual Vaulters or Pas-de-Deux is on one Horse, any deductions under A3 of the Horse Score (regarding the entry and salute) must be applied to all the Vaulters on that Horse for that class.
3. For criteria for scoring the Horse see the VASA Guidelines.

### 732 THE EXERCISES SCORE

**Description:** Evaluation of all the required compulsory exercises, with regards to harmony with the Horse, body control, posture, balance, movement quality, and flexibility. The exercises score is an average of the scores awarded for each compulsory exercise.

1. In the Compulsory Test, all required exercises will get a score.
2. In the Technical Test, the required technical exercises get a score. The performance of the additional exercises will be scored separately.
3. Judging the performance begins with the moment the Vaulters touches the surcingle, the pad or the Horse and ends with touching the ground after the final dismount of the Vaulters.
4. For descriptions, diagrams and criteria for scoring the exercises, please see VASA Guidelines.

### 733 THE TECHNIQUE SCORE

**Description:** Evaluation of the degree of difficulty, according to the Code of Points, Evaluation of the Performance, based on the average execution of all shown elements.

1. Judging of the Performance begins with the moment the first (1<sup>st</sup>) Vaulters touches the surcingle, the pad or the Horse and ends with touching the ground after the final dismount of the last Vaulters.
2. Judging of the Degree of Difficulty begins with the moment the first (1<sup>st</sup>) Vaulters touches the surcingle, the pad or the Horse and ends with time limit.
3. See VASA Guidelines for further scoring criteria



## 734 THE ARTISTIC SCORE

**Description:** Evaluation of the variety of exercises, variety of positions (Structure), the unity of composition and complexity, and music interpretation of the Test.

1. In the Artistic Score the structure and the choreography of the test will be scored.
2. Judging the Artistic Score begins with the moment the first (1<sup>st</sup>) Vaulteer touches the surcingle, the pad or the Horse and ends with time limit. The only exception is Artistic Score in the Technical Test.
3. See VASA Guidelines for further scoring criteria.

## 735 THE SCORESHEETS AND RESULTS

1. The Judge will give his scores according to the scoresheet of each Test and sign it.
2. Any corrected score must be initialled by the Judge having made the correction.
3. Judges' scores must be recorded in ink.
4. There is also a column for Judge's remarks, where the Judge as far as possible, should state the reason for his judgment. Giving remarks is strongly recommended, and especially when giving scores of 5 and below.
5. The original scoresheets must be handed to the Athletes at the end of the Competition.
6. The results of any graded Event should be checked and signed by the President of the Ground Jury and published with a date and time. These should be published within ten (10) days of the Event on the VASA website or by the Provincial councils to their members.
7. All results should be checked by the ground jury and signed off before the prize giving at any graded show including Provincial and National Championships, therefore time must be allowed for this.

# CHAPTER 9 – SQUAD VAULTING COMPETITION

---

## 736 ROUNDS

1. The Squad Vaulting Competition consist of two rounds. At Provincial/Regional graded shows the second round is optional.
2. The Squad Vaulting Competition consists of Round 1 - Compulsory Test and Free Test 1 and Round 2 – Free Test 2 (as provided for below).

3. C Grade to 3\* Squad Compulsory and Free Tests are performed at the canter.
4. D Grade Squad Compulsory Test will be performed at the canter and Free Test will be performed at the walk
5. E Grade Squad Compulsory and Free Tests are performed at the walk.

## 737 THE SQUAD COMPULSORY TESTS

1. The compulsory exercises and the approach, the vault-on and the dismount are described in the VASA Guidelines.
2. The Vaulters with the number 1 begins, number 2 etc follows on without waiting for a bell (signal).
3. Time limit: **6 minutes and if a Reserve Vaulters is entered then 7 minutes**

### 4. *E Grade Squad Compulsory Test Exercises*

1. Assisted Vault on (not scored)
2. Basic seat
3. Half flag (no arms lifted)
4. From seat astride (facing forward), swing forward into Push up position
5. Leg over / side seat (to inside first)
6. Stand
7. From seat astride (facing forward), legs over to the outside (side seat), followed by a push away to the outside.

### 5. *D Grade Squad Compulsory Test Exercises*

1. Assisted Vault on (not scored)
2. Basic seat
3. Half flag (no arms lifted)
4. Kneel (arms extend out to the side and lifted to eye level)
5. From seat astride (facing forward), swing forward with legs closed
6. Half Mill
7. From seat backwards on horse, swing backwards with legs open, legs over to the inside (side seat), followed by a push away to the inside.

### 6. *C Grade Squad Compulsory Test Exercises*

1. Vault on
2. Basic seat
3. Half flag (no arms lifted)
4. Kneel (arms extend out to the side and lifted to eye level)
5. From seat astride (facing forward), swing forward with legs closed
6. Half Mill
7. From seat backwards on horse, swing backwards with legs open, legs over to the inside (side seat), followed by a push away to the inside.

**7. 1\* Squad Compulsory Test Exercises**

1. Vault on
2. Basic seat
3. Flag
4. Stand
5. From seat astride (facing forward), swing forward with legs closed
6. Half Mill
7. From seat backwards on horse, swing backwards legs open, legs over to the inside (side seat), followed by dismount to the inside

**8. 2\* Squad Compulsory Test Exercises**

1. Vault on
2. Basic seat
3. Flag
4. Mill
5. Scissors forward
6. Scissors backward
7. Stand
8. 1<sup>st</sup> Part of Flank and push off to the inside

**9. 3\* Squad Compulsory Test Exercises**

1. Vault on
2. Flag
3. Mill
4. Scissors forward
5. Scissors backward
6. Stand
7. 1<sup>st</sup> part of Flank and back to seat astride
8. Swing off from seat astride to the outside

**738 THE SQUAD FREE TESTS**

1. Each Vaulters must perform at least one exercise.
2. No more than 3 Vaulters may be on the Horse at one time. At least 2 of the Vaulters must remain in contact with the Horse, or these elements of the exercises are not scored.
3. The Free Test consists of static and dynamic exercises and includes transitions. A static exercise must be held for at least three canter strides or four walk strides.
4. A dynamic exercise should only be counted in the degree of difficulty (if applicable) if in its execution, the Vaulters' centre of gravity is displaced other than in the direction of the effect of gravity.

5. Mounts and dismounts carried out with assistance from the ground will receive a deduction (unless assistance is specifically allowed in these Rules. See E and D Grade Walk Free Tests). See VASA Guidelines.
6. **Time limit: 4 minutes**
7. **E Grade** Squad Free Test allows for **single and double exercises only**. There will be a deduction of **1 point** from the Artistic score for each triple exercise shown.
8. **D Grade, C Grade and 1\*** Squad Free Test may include single, double and triple exercises, with a **maximum of 6 static triple exercises**. There will be a deduction of **1 point** from the Artistic score for each extra triple static movement shown after the max of 6 moves allowed
9. **2\*** Squad Free Test includes single, double and triple exercises, with a **maximum of 6 static triple exercises**
10. **3\*** Squad Free Test includes single, double and triple exercises.

## 739 THE SCORING OF SQUAD COMPETITIONS

### 1. The Squad Compulsory Test

- 1.1 There is 1 score for the Horse and 3 scores for the Exercises.
- 1.2. The scores of all the Vaulters for each compulsory exercise are added and divided by the number of Vaulters. The sum of these scores is divided by the number of exercises.
- 1.3. All 6 Vaulters plus the reserves (2) if listed on the entry form will be required to perform the compulsory exercises.

### 2. The Squad Free Test

- 2.1 There is 1 score for the horse, 2 scores for the Technique and 1 score for the Artistic

### 3. The Technique Score

- 3.1. In C Grade, 1\* and E grade competitions, the Technique Score represents only the **performance** of the Freestyle Exercises. **The degree of difficulty is not scored.**
- 3.2. In D Grade **only 20 exercises** with the highest degree of difficulty will be scored. The Technique Score is divided into the **Performance Score (80%) and the Difficulty (20%)**.
- 3.3. In 2\* **only 20 exercises** with the highest degree of difficulty will be scored. The Technique Score is divided into the **Performance Score (70%) and the Difficulty (30%)**.
- 3.4. In 3\* **only 25 exercises** with the highest degree of difficulty will be scored. The Technique Score is divided into the **Performance Score (70%) and the Difficulty (30%)**.

Please see VASA Guidelines for scoring of Degree of Difficulty.

#### 4. The Artistic Score

- 4.1 In the Free test the Artistic Score has 2 parts, the structure and the choreography of the freestyle exercises.
- 4.4 Please see VASA Guidelines for further scoring criteria.

### 740 THE FINAL SCORE OF THE SQUAD COMPETITION

1. When there are 3 Tests, Round 1 (Com + Free 1) Round 2 (Free 2) the total scores for the 3 tests **are averaged**
2. When there are 2 Tests, Round 1 (Com + Free 1) **the total of both tests are averaged.**
3. In case of a tie, the higher score from the last test will decide. If still tied, the artistic score of the last test will decide, then the technique score and last the performance score.

## CHAPTER 10 – INDIVIDUAL COMPETITION

---

### 741 ROUNDS

#### 1. The Individual Competition consists of the following tests:

E Grade	Round 1 (Compulsory + Free Test 1) and Round 2 (Free test 2) optional
D Grade	Round 1 (Compulsory + Free Test 1) and Round 2 (Free test 2) optional
C Grade	Round 1 (Compulsory + Free Test 1) and Round 2 (Free test 2) optional
1*	Round 1 (Compulsory + Free Test 1) and Round 2 (Free test 2) optional
2*	Round 1 (Compulsory + Free Test 1) and Round 2 (Free test 2) optional
2* Young Vaulters	Round 1 (Compulsory + Technical Test) and Round 2 (Free Test 1)
3* Senior	Round 1 (Compulsory + Technical Test) and Round 2 (Free Test 1)

### 742 THE INDIVIDUAL COMPULSORY TESTS

1. The compulsory exercises and the approach, the vault on and the dismount are described in the VASA Guidelines.
2. All Vaulters performing on the same Horse enter the arena together. No one else may enter the arena (except at E and D Grade where assistance is permitted). All vaulters must follow one another immediately without waiting for the bell.
3. There is no time limit in the Compulsory Test.

**4. E Grade Individual Compulsory Test Exercises**

1. Assisted Vault on (not scored)
2. Basic seat
3. Half flag (no arms lifted)
4. From seat astride (facing forward), swing forward into Push up position
5. Leg over / side seat (to inside first)
6. Stand
7. From seat astride (facing forward), legs over to the outside (side seat), followed by a push away to the outside

**5. D Grade Individual Compulsory Test Exercises**

1. Assisted Vault on (not scored)
2. Basic seat
3. Half flag (no arms lifted)
4. Kneel (arms extended out to the side and lifted to eye level)
5. From seat astride (facing forward), swing forward with legs closed
6. Half Mill
7. From seat backwards on horse, swing backwards with legs open, legs over to the inside (side seat), followed by a push away to the inside.

**6. C Grade Individual Compulsory Test Exercises**

1. Vault on
2. Basic Seat
3. Half flag (no arms lifted)
4. Kneel (arms extend out to the side and lifted to eye level)
5. From seat astride (facing forward), swing forward with legs closed
6. Half Mill
7. From seat backwards on horse, swing backwards with legs open, legs over to the inside (side seat) followed by a push away to the inside.

**7. 1\* Individual Compulsory Test Exercises**

1. Vault on
2. Basic seat
3. Flag
4. Stand
5. From seat astride (facing forward), swing forward with legs closed
6. Half Mill
7. From seat backwards on horse, swing backwards with legs open, legs over to inside (side seat), followed by dismount to the inside

### 8. 2\* Individual Compulsory Test Exercises

1. Vault on
2. Basic seat
3. Flag
4. Mill
5. Scissors forward
6. Scissors backward
7. Stand
8. Flank 1<sup>st</sup> part, push off to the inside

### 9. 3\* Individual Compulsory Test Exercises

1. Vault on
2. Flag
3. Mill
4. Scissors forward
5. Scissors backward
6. Stand
7. Flank 1<sup>st</sup> part
8. Flank 2<sup>nd</sup> part, **swing off from seat astride to the outside.**

## 743 THE INDIVIDUAL FREE TESTS

1. The Free Test consists of static and dynamic exercises and includes transitions. A static exercise must be held for at least 3 canter strides and 4 walk strides.
2. All Vaulters performing on the same Horse enter the arena together with the Lunger and assistant (in walk rounds). No other person may enter the arena.
3. In E and D Grade the Free Test is performed at the walk. The Free Test in C Grade to 3\* is performed at the canter.
4. **Time limit: 1 minute**

## 744 THE INDIVIDUAL TECHNICAL TESTS

1. The Technical Test is only performed by 3\* Seniors (From 16 upwards) and 2\* Young Vaulters (16-21).
2. The Technical Test for 3\* Seniors consists of 5 technical exercises and additional freestyle exercises, chosen by the vaulter. The Technical Exercises may be shown in any order.
- 2a. **The Technical Test for 2\* Young Vaulters consists of any 3 technical exercises of the 5 listed and the additional freestyle exercises, chosen by the vaulter. These technical exercises may be shown in any order.**

3. The 5 technical exercises selected by the FEI Vaulting Committee are published on the FEI Website. See the VASA Guidelines for descriptions and scoring criteria.
4. The Technical Test for 2\* Young Vaulters consists of any 3 of the 5 technical exercises and additional freestyle exercises, chosen by the Vaulteer. The technical exercises may be shown in any order but only the first 3 technical exercises shown will be scored. Any other technical exercises shown after the first 3 will be scored as additional freestyle exercises.
5. The Technical exercises are from the following categories of motor skills:
 

<b>Balance</b>	<b>Timing/coordination</b>	<b>Strength</b>	<b>Jump force/ Suppleness</b>
----------------	----------------------------	-----------------	-------------------------------
6. The FEI Vaulting Committee may introduce new Technical Exercises, which shall be published at least 6 months in advance of the start of the year in which they have to be used. See the FEI website.
7. All Vaulters performing on the same Horse enter the arena together. No one else may enter the arena.
8. **Time Limit: 1 minute**

## 745 THE SCORING OF INDIVIDUAL COMPETITIONS

### 1. *The Individual Compulsory Test*

- 1.1. There is 1 score for the Horse and 3 scores for the Exercises.
- 1.2. Scores for the compulsory exercises are added and the sum divided by the number of exercises

### 2. *The Individual Free Test*

- 2.1 There is 1 score for the Horse, 2 scores for the Technique and 1 score for the Artistic

### 3. *The Individual Technical Test*

- 3.1. There is 1 score for the Horse, 2 scores for the Exercises and 1 score for the Artistic.

#### 1. *The Technique Score*

- 1.1. **In E Grade, C Grade and 1\*** the Technique score represents only the Performance of the Freestyle exercises. There is no score given for degree of difficulty.



1.2. **In D Grade** the Technique score is divided into the **Performance (80%)** and the **Degree of Difficulty (20%)**.

1.3. **In 2\* and 3\*** the Technique score is divided into the **Performance (70%)** and the **Difficulty (30%)**.

1.4. Please see VASA Guidelines for further scoring criteria.

## 2. *The Performance Score*

2.1. The average of the deductions for every exercise and transition is deducted from the maximum score of 10.

2.2. Deductions for falls are deducted from the Performance Score at the end (not averaged).

2.3. See the VASA Guidelines for scoring criteria.

## 3. *The Degree of Difficulty for D Grade, 2\* and 3\* Individual Free Tests*

3.1. Only the **10 exercises** with the highest degree of difficulty will be scored.

3.2. Please see VASA guidelines for further scoring criteria.

## 4. *The Artistic Score*

4.1. For the Individual Free Test and the Technical Test, the artistic score is in 2 parts, the structure and choreography of the freestyle exercises.

4.2. The artistic score of the freestyle should combine exercises and transitions into a presentation with an interesting beginning, several high points and an interesting ending. The progressive development of an exercise or block of exercises out of one phase and into another contributes to the artistic value.

4.3. Technical aspects of the artistic score include:

- Transitions
- Balanced use of space: use of all areas of the horse's back, neck and croup
- Variety in the position of exercises in relation to the horse and in the direction of the movements
- Variety of exercises, originality and ingenuity, calculated risk
- An even balance between static and dynamic exercises
- Harmony with the horse
- Music interpretation, movements in harmony with the music

4.4. For further scoring criteria see the VASA Guidelines.

## 746 THE FINAL SCORE FOR INDIVIDUAL COMPETITION

1. When there are 3 Tests, Round 1 (Com + Free 1) Round 2 (Free 2) the total scores for the 3 tests **are averaged**
2. When there are 2 Tests, Round 1 (Com + Free 1) **the total of both tests are averaged.**
3. In case of a tie, the higher score from the last test will decide. If still tied, the artistic score of the last test will decide, then the technique score and last the performance score.

## CHAPTER 11 – PAS-DE-DEUX COMPETITION

---

### 747 ROUNDS

1. The Pas-de-Deux Competition consists of one round with one or two tests.
2. The Pas-de-Deux Vaulting Competition consists of the following tests:
  - 2.1. E Grade **Walk** Pas-de-Deux: Free Test 1.
  - 2.2. D Grade **Walk** Pas-de-Deux: Free Test 1.
  - 2.3. C Grade **Canter** Pas-de-Deux: Free Test 1.
  - 2.4. 1\* **Canter** Pas-de-Deux: **Compulsory test** and Free Test 1.
  - 2.5. 2\* and 3\* **Canter** Pas-de-Deux: Two Free Tests, **unless otherwise stated.**

### 748 THE INDIVIDUAL COMPULSORY TEST FOR 1\* PAS-DE-DEUX

1. In the Pas-de-Deux Competitions for 1\* both Vaulters must perform a Pas-de-Deux Compulsory Test in Round 1.
2. The compulsory exercises and the approach, the vault on and the dismount are described in the VASA Guidelines.
3. Both Vaulters performing a Pas-de-Deux enter the arena together. The second Vaulters must perform the Compulsory Exercises immediately **after the first vaulter** without waiting for the bell.
4. No time limit in the Compulsory Test.

## 5. 1\* Pas-de-Deux Compulsory Test Exercises

1. Vault on
2. Basic Seat
3. Flag
4. Stand
5. From seat astride (facing forward), swing forward with legs closed
6. Half Mill
7. From seat backwards on horse, swing backwards with legs open, followed by dismount to the inside

## 749 THE FREE TEST FOR PAS-DE-DEUX COMPETITION

1. The Free Test consists of static and dynamic exercises and includes transitions. A static exercise must be held for 3 canter strides and 4 walk strides.
2. All vaulters performing on the same Horse enter the arena together with the Lunger and assistant (in walk rounds). No other person may enter the arena.
3. The E and D Grade Free Test is performed in the walk. An assistant is only allowed to assist with mounting at the beginning and during the free test.

### 4. Time limit:

- 4.1. E Grade to 2\* is 1 minute 30 seconds (1 ½ minutes)
- 4.2. 3\* Senior is 2 minutes.

## 750 THE SCORING OF PAS-DE-DEUX COMPETITIONS

### 1. The Pas-de-Deux Compulsory Test (1\*)

- 1.1 There is 1 score for the Horse and 3 scores for the exercises.
- 1.2 The scores of the Compulsory Exercises are added. The sum is divided by the number of Exercises. The result is divided by 2.

### 2. The Pas-de-Deux Free Test

- 2.1 There is 1 score for the Horse, 2 scores for the Technique and 1 score for the Artistic.

### **3. The Technique Score**

- 3.1 In E Grade, C Grade and 1\* the Technique score represents only the Performance of the Freestyle exercises. There is no score given for degree of difficulty.
- 3.2 In 2\* and 3\* the Technique score is divided into the **Performance (70%)** and the **Difficulty (30%)**.
- 3.3 In D Grade the Technique score is divided into the **Performance (80%)** and the **Difficulty (20%)**.
- 3.4 Please see VASA Guidelines for further scoring criteria

### **4. The Performance Score**

- 4.1 The average of the deductions for every exercise and transition is deducted from the maximum score of 10.
- 4.2 Deductions for falls are deducted from the Performance Score at the end (not averaged).
- 4.3 For scoring criteria refer to the VASA Guidelines.

### **5. The Degree of Difficulty for D Grade and 2\* Child/Junior Walk Pas-de-Deux Competitions**

- 5.1 Only the **10 most difficult** exercises are scored.

### **6. The Degree of Difficulty for 3\* Senior Pas-de-Deux Competition**

- 6.1 Only the **13 most difficult** exercises are scored.
- 6.2 See VASA Guidelines for further scoring criteria.

### **7. The Artistic Score**

- 7.1 The max score is 10. Decimals are allowed. Artistic scoring in the Free Test is in 2 parts, the structure and choreography of the freestyle exercises.
- 7.2 The artistic score of the freestyle should combine exercises and transitions into a presentation with an interesting beginning, several high points and an interesting ending. The progressive development of an exercise or block of exercises out of one phase and into another contributes to the artistic value.

7.3. Technical aspects of the artistic score include:

- Transitions
- Balanced use of space: use of all areas of the horse's back, neck and croup
- Variety in the position of exercises in relation to the horse and in the direction of the movements
- Variety of exercises, originality and ingenuity, calculated risk
- An even balance between static and dynamic exercises
- Harmony with the horse
- Music interpretation, movements in harmony with the music

7.4. See the VASA Guidelines for scoring criteria.

## 751 THE FINAL SCORE OF THE PAS-DE-DEUX COMPETITION

1. When there are 2 Tests, the total scores of the 2 tests are **averaged**.
2. In the case of a tie, the higher score from the last test will decide. If still tied, the artistic score of the last test will decide, then the technique score and last the performance score.

## CHAPTER 12 – THE SOUTH AFRICAN CHAMPIONSHIP

---

### 752 CHAMPIONSHIPS AND COMPETITIONS

The following **competitions and championship classes** may be offered at the South African Vaulting Championship.

#### Squad competition and championships

- Senior 3 \* Squad Championships – no age or grade limit
- Junior 2 \* Squad Championship – up to 18 years **of age (in the calendar year of their 18<sup>th</sup> birthday)**
- 1\* Squad competition – no age or grade limit
- C Grade squad competition – no age limit, but individual members must be currently graded in C Grade and may use 2 members from 1\* (max 6 members)
- D Grade squad competition – no age limit, but individual members must be currently graded in E or D Grade and may use 2 members from C Grade (max of 6 members)
- E Grade squad competition – no age limit, but individual members must be currently graded in E Grade and may use 2 members from D Grade (max of 6 members)

#### Individual competitions and championships

- Individual Championships **from D grade to 3\***
- **Individual Provincial Competition for E Grade only**

#### Individual Team competitions

- **Individual Provincial team competitions from E grade to 1\* (no age limit)**
- **Individual team Championships for 2\* (Minimum of 2 provinces no age limit)**
- **Individual team Championships for 3\* (Minimum of 2 provinces no age limit)**

#### Pas de Deux competitions and championships

- **3\* Canter Pas de Deux Senior Championship (From 16 upwards)**
- **2\* Canter Pas de Deux Junior Championship (14 – 18)**
- **1\* Canter Pas de Deux Competition (No age Limit)**
- **C Grade Canter Pas de Deux Competition (No age limit)**
- **Walk Pas de Deux for E Grade only (No age limit)**
- **Walk Pas de Deux for E, D, C Grade and 1\* (No age Limit)**

The Time Limit for **Pas de Deux Senior 3\*** (2 minutes)

The Time Limit for **Pas de Deux E Grade to 2\*** (1 ½ Minutes)

## 753 GENERAL RULES

1. These Rules shall be read in conjunction with and are supplementary to the SAEF General Regulations which are applicable to all South African Championships.
2. Unless specifically stated in this Chapter, the Rules for Competitions described above shall automatically apply to the South African National Championship.
3. The Pas-de-Deux **Competitions and** Championship will be run over 2 rounds (Free Test only) unless otherwise stated.
4. The Squad **Competition and** Championship and will be run over 2 rounds (compulsory + free) in round 1 and (free only) in round 2 unless otherwise stated.
5. The D Grade Individual Team Provincial Competition will be run over 2 rounds (compulsory + free) in round 1 and (free only) in round 2 unless otherwise stated.
6. The E Grade Individual Team Provincial Competition will be run over 2 rounds (compulsory + free) in round 1 and (free only) in round 2 unless otherwise stated.
7. The Individual Young Vaulters 2\* / Senior 3\* Championship will be run over 2 rounds (compulsory + technical) in round 1 and (freestyle) in round 2 or unless otherwise stated.
8. The Individual Children and Junior Championships will be run over 2 rounds (compulsory + free) in round 1 and (compulsory + free) in round 2 or unless otherwise stated.
9. An Individual or members of the Individual Team may change Horses following Rule 704 above.
10. A Squad may change Horses between the Compulsory and Free tests following Rule 704. This will be reviewed annually by the VASA National Technical Committee to decide whether it will remain unchanged for the following year.
12. There may be no practicing in the Competition Arena at the venue to be used for the South African Championship 5 days before the start of the Event or at the discretion of the OC.
13. Any Athlete who does not compete in all the specified rounds in any class as per the Schedule of the South African Championship will be disqualified and may not take part in the prize giving or receive grading points.

## 754 SQUADS/INDIVIDUAL TEAMS/INDIVIDUALS/PAS DE DEUX

### 1. Entries – Nominations – Final Selections

- 1.1. See SAEF GENERAL REGULATIONS.
- 1.2. In the Individual Championship classes for 2\* and 3\* there must be a split between male and female and these Championships will be regarded as official, provided there are at least 2 male and 2 female competitors in each championship class **or at the discretion of the Ground Jury and the OC**. In the Individual Championship classes for D grade to 1\* there is no split required between male and female and is at the discretion of the ground jury and the OC.
- 1.3. There will be no split between male and female in the E Grade Provincial Classes.
- 1.4. The following scores will apply, unless otherwise stated on the show Schedule. The winning final score must be **6.00** or above for any championship class to be declared a Championship. If there is only one female and/or one male in any Championship class a final score to achieve for this class to be declared a Championship class will be determined by the Ground jury and the OC and will be stated on the schedule of the event.
- 1.5. The above minimum final scores will also apply to the Squad and Pas-de-Deux Championships.
- 1.6. There is no selection and nomination process for Individual Vaulters. Any vaulter who is graded in the Grade at which the Championship for his/her age group is offered may enter.
- 1.7. Each Province will enter one Individual Championship team as per the current Grade agreed and approved by the VASA NEC. This must be stated in the Schedule.
- 1.8. The Squad Championship will be as per the specific Grade agreed and approved by the VASA NEC and stated on the Schedule. All Provinces will get notification in writing.
- 1.9. VASA may invite any of the FEI Group XI Federations to participate in the National Championships where applicable on terms and under conditions laid down by VASA from time to time.

### 2. The Ground Jury

- 2.1. Travelling expenses of any International Judge shall be the responsibility of the OC/SHB.
- 2.2. The National Judges' Panel shall designate the President of the Ground Jury.
- 2.3. See **RULE 720**.



### **3. Provincial Colours**

- 3.1. See the SAEF General Regulations regarding the awarding of colours.
- 3.2. The colours worn or carried by the competitors in the Official National Squad, Individual Team, Pas De Deux and Individual Championships will be obtained from the Provincial Federations by the Provincial Vaulting Councils.

### **4. Protests and Complaints**

- 4.1. See SAEF General Regulations for correct procedures.

### **5. Reserve Vaulters of a Squad**

- 5.1. If a Vaulters discontinues his/her performance in the Squad because he/she is injured or ill (Doctors Note required), the Reserve Vaulters may be substituted for the next test/tests.
- 5.2. Substitution forms must be completed as per **RULE 704**.

### **6. Substitutions of the Horse**

- 6.1. The Horse may be changed up to **30 MINUTES** before the start of the 1<sup>st</sup> test of the competition of that Horse or at the discretion of the Ground Jury at this Event.
- 6.2. Any substitutions must be presented on the official substitution form to the Show Director **ONLY** and confirmed within the time stipulated above.
- 6.3. All substituted Horses **MUST be entered in the event** and registered with VASA and failure to adhere to this requirement will entail disqualification. Any substitutions may be allowed at the discretion of the Ground Jury for injured Horses during the Event. Both the original Horse and the substitute Horse need to have passed the horse inspection, if held. There may only be 1 substitution per Horse per Event.
- 6.4. The Individual Vaulters or Pas-de-Deux may not substitute their Horse unless this substitution occurs 30 minutes before the start of their 1<sup>st</sup> round of the Competition. Substitution of injured Horses during the Event may be allowed at the discretion of the Ground Jury and the OC.
- 6.5. In the Squads, substitution 30 minutes before the start of either the Compulsory or Free tests.
- 6.6. The above substitutions during the Event will be **at the discretion of the Ground Jury**.

- 6.7. All rounds of the Compulsory, Free or Technical Tests in the Individual Vaulting Competition and the Free Test in the Pas-de-Deux Competition must be performed on the same Horse once the competition has started but substitutions may be allowed at the discretion of the Ground Jury if the substituted Horse is entered into the Event and has passed the Horse Inspection if held. In Squad Events the Horse may be changed between the Compulsory and Free Test but the two Horses being used must be named on the entry form. This will be reviewed annually by the VASA NEC to decide if this rule remains unchanged for the following year.
- 6.8. The South African Championships will follow the above and RULE 704 relating to substitutions.

## 7. **Prize Giving Ceremony**

- 7.1. To be allowed to participate at the awards presentations, Athletes must be dressed in their Provincial attire. Protea attire (or SAEF attire) may not be worn at the National Championship.
- 7.2. Lungers must be neat and smartly dressed. Suitable closed toed shoes are obligatory.
- 7.3. It is expected that placed Individuals, Squads or Pas-de-Deux Athletes attend the prize giving and if this is not possible that they formally excuse themselves to the Show Director. Failure to do so could entail losing any prizes / prize money, rosettes, trophies or medals.

## CHAPTER 13 - ADMINISTRATION

---

### 755 OVER-VIEW

The Constitution of the VASA empowers the National Executive Council (**NEC**) in Clause 8.16, read together with Clause 15.16, to make any by-law or regulations necessary to promote the aims and objects of VASA. This Chapter seeks to regulate rule changes and specifically to add clarity to the timing and procedure for the implementation of any additions, alternations, deletions or variations of any existing Rule(s). The meaning of Vaulting Rule(s) and/or Regulations for the purposes of this Chapter includes all by-laws, rules, regulations, guidelines, policies or criteria published by VASA.

### 756 GENERAL PRINCIPLES

It is VASA's intention to follow the FEI Vaulting Rules (as amended) and FEI General Regulations as closely as possible, particularly regarding those areas of overlap (1\* / 2\* /3\*). It is accepted that, for areas where the FEI have no rules, regulations or guidelines, VASA shall have its own set of rules, known as the Vaulting Rules and the VASA Guidelines. These Rules and Guidelines have been drawn up to specifically assist in the regulation of Vaulting in South Africa.

### 757 PROCEDURES

#### 1 Frequency and Effective Dates of Rule Changes

- 1.1. In so far possible, the Vaulting Rules will be changed no more than once a year during the months of October to December.
- 1.2. The Vaulting Rules will be published on the VASA website during December of each year, by no later than 15 December of that year, and be effective as at the 1st January of the following year.
- 1.3. If there is any Rule change between the publication of any Schedule and the commencement of a show, then the Rule change will not be applicable for that show.

#### 2 Procedure for Rule Changes

- 2.1. It is recognized that Rule Changes decisions have far reaching implications for Vaulting and a thorough understanding of the interrelationships of the Vaulting Rules when compared with the impact on the athlete, officials, show holding bodies, administrators, ground jury and judicial body is needed.
- 2.2. For the reason, it is essential that all rule changes are made subject to the rigorous consideration of individuals / groups which have both knowledge and experience in the affairs of vaulting and the impact of the Vaulting Rules in all spheres of vaulting.

- 2.3. The decisions made by these individuals / groups must, in addition, be subject to a process of appeal and review respectively to ensure a high level of oversight. This oversight is expanded on below.

### **3 Technical Committee**

- 3.1. The Technical Committee (TC) will consist of the representatives chosen and approved by the VASA NEC, together with the Technical Portfolio on the NEC. The TC will be chaired by the Technical Portfolio Member on the NEC. The coaches and Judges panel will be sent the draft of VASA Rules and Guidelines for remarks and suggestions as well as the vaulting members through their Provincial Councils for consideration by the TC.
- 3.2. The TC will also appoint a secretary, who will assist for the efficient flow of applications, notices, filing, publication and meeting all deadlines. This function may also be performed by the Secretary of VASA (where possible).
- 3.3. Should any member of the TC be unavailable to occupy their post, then the chair of the TC must inform the president of VASA in writing. The TC will be disbanded until a replacement is appointed by the NEC after which the TC will be reconvened.
- 3.4. Rule changes to be presented to the NEC for approval will be decided on by a simple majority vote although unanimous decisions should be sought which would require a more intensive debate on the individual merits.
- 3.5. No person may simultaneously serve on the TC and the Judicial Committee.

### **4 Appeals**

- 4.1. The appeal of any proposed Rule change will be decided upon by the VASA Judicial Committee.
- 4.2. The Judicial Committee may seek technical advice on any appeal brought before it regarding a proposed Rule change.
- 4.3. Appeals may only be heard against rule changes which are put forward by the TC during that rule change season and no other existing rules.
- 4.4. The Judicial Committee shall determine and shall notify all parties concerned regarding the appeal process, including timelines, documents to be provided.
- 4.5. All appeals should be concluded prior to 15 December of the year in which the rule change is proposed.

## 5. *Defining the Process of the Rule Change*

- 5.1 All registered VASA members (see Clause 7 of the Constitution) in good standing are encouraged to submit any Rule change requests to the secretary of the TC by no later than the last day of September of each year. Each member may submit a maximum of 5 (five) rule change requests.
- 5.2. The members of the TC and the Judicial Committee may also submit rule change requests, but they are not limited as to the number of requests that they can submit.
- 5.3. All rule change submissions need to be forwarded directly to the TC's secretary by a member in good standing and such an application needs to be proposed and seconded by members of VASA in good standing.
- 5.4. All rule change submissions must be forwarded by email or delivered by hand to the secretary of the TC who must confirm such receipt by no later than close of business on **1 October** by email. A copy of the rule change submission must be attached, and this version of the submission will be deemed to be the only one for consideration. Should a written confirmation not be received by the proposer, then the rule change submission will be deemed to not have been submitted. If proof of submission is presented to the secretary of the TC by close of business on **2 October**, then the secretary will add the request to the list of requests for that rule change season.
- 5.5. The secretary of the TC shall carbon copy (cc) the President of the proposer's Provincial Vaulting Council in the confirmation email as described in paragraph (5.4) above.
- 5.6. The rule change request must be made on the standard format and on a form as determined and supplied by VASA and the motivation contained in the application must be comprehensive as no additional submissions by letter, email or by phone will be allowed. See the VASA website in this regard.
- 5.7. The TC may make suggestions related to the wording or principals of any Rule as well as check the suggested Rule against current FEI Vaulting Rules or FEI General Regulations to check for any potential conflicts. These suggestions and changes must be minor, and the proposer of the rule change must be advised in writing and generally such changes will be grammatical or spelling errors, numbering or similar.
- 5.8. The TC can also make corrections to obvious errors in the rule change application, but such amendments will be advised, in writing, to the rule change proposer.
- 5.9. The TC will make their decisions within 15 days and publish both the rule changes that have been successful as well as those that have been rejected on the VASA website.

- 5.10. The member who submitted the original request will also be advised in writing by the secretary of the TC within the same 15 days if the rule change request has been successful or not.
- 5.11. The member that submitted that original rule change submission will then be required to submit a petition to the Judicial Committee with no fewer than 5 vaulting members names, signatures and email addresses attached to the petition. The petition must contain a different and expanded motivation for the rule change and if the complete motivation remains unchanged, then the appeal will be rejected.
- 5.12. The petition must be sent to the chair of the Judicial Committee by no later than the **25th October** of each year, who must confirm receipt thereof to the member as well as the chair of the TC and also advise as to the validity of the appeal insofar as its correctness in terms of this Chapter.
- 5.13. The TC shall have 48 hours from the time of receipt of the appeal notification from the Judicial Committee to submit a motivation for their non-acceptance of the rule change request to the chair of the Judicial Committee for consideration.
- 5.14. The Judicial Committee will convene and make its determination by no later than the **5th November** of each year and the member / proposer will be advised of such decisions by no later than close of business on the 6th November of each year.
- 5.15. The rule changes will then be incorporated into the existing rules and regulations and these will be published, including all changes shown as mark-ups on the VASA website by the **30th November of each year**.
- 5.16. A notice will be sent to all members by email advising them of the new publications and providing a link to the Vaulting Rules on the VASA website.

## 758 CHANGES TO THE FEI VAULTING RULES AND FEI VAULTING GUIDELINES

1. The FEI Vaulting Rules and FEI General Regulation amendments will be published on the VASA website, by providing a link to the FEI website, when available each year.
2. Once the FEI Vaulting Rules and FEI General Regulations are finalized and published on the FEI website (usually on the 1st January), VASA will publish the new rules on its website with a link to the amended FEI Vaulting Rules and FEI General Regulations.
3. Insofar as these rules are applicable in South Africa, the new FEI Vaulting Rules will be considered as part of the VASA Vaulting Rules once they are approved by the FEI's General Assembly and published and final.

4. Any registered member of VASA may submit a rule change request (as provided for in paragraph 5 above) to motivate why the new or amended FEI Vaulting Rules and/or FEI General Regulations should not be applicable in South Africa.
5. Any rule change request in terms of paragraph 6 must be submitted to the secretary of the TC by no later than the 15 November. The secretary, as per paragraph 4 above, must confirm receipt of the rule change submission.
6. The rule change submission must comply with the requirements set out in paragraph 5.6 above.
7. The TC will make its decision within 15 days of receipt of the rule change submission and will publish the rule change, whether this rule change has been successful or not.
8. The proposer / member has the same rights of appeal to the Judicial Committee as referred to in paragraph 5 above save that the petition must be sent to the chair of the Judicial Committee within 5 days of the date on which the rule change has been published on the VASA website.
9. All FEI Vaulting Rule and FEI General Regulations changes will be published and be effective in South Africa (insofar as they are applicable in South Africa) on the FEI effective date, published on the FEI website. A link on the VASA website to the new FEI Vaulting Rules and General Regulations must be provided.

## 759 GENERAL POLICIES APPLICABLE TO RULES AND REGULATIONS

1. Meetings of the TC may be conducted by a gathering of the participants or by conference call, Skype or Zoom and minutes of such meetings should be kept by the secretary of the TC.
2. No distribution or publication of any Rules and Regulations or policy may be published by any individual or organization prior to that being published by VASA on their official website.
3. No council members or officer bearers of VASA may make comments related to the Rules and Regulations changes, other than legitimate consultation related to the promotion of a Rules and Regulations change prior to VASA publishing any Rules and Regulations including any statements on social media prior to a Rules and Regulations change announcement.

## **ANNEX 1 - CODE OF CONDUCT**

### **PREAMBLE**

This code of conduct indicates the standard of behaviour expected of a member of an association. It is a formal statement of the values and ethical standards that guide individuals in sport. It is a set of principles, and norms to which sporting people can be held accountable when representing South Africa at any sporting event. This can also be used as a point of reference when dealing with disciplinary procedures against members

### **INTRODUCTION**

With the number of bad behaviour situations and illegal actions we have experienced in sport in the past, a mechanism on how to eliminate these actions has been sought. This is the reason why a code of conduct has been drawn up, to hold all sports persons accountable for their actions.

### **VALUES STATEMENT**

No member will do anything which brings equestrian sport, the FEI, The Federation, the Association, any Provincial or Equestrian Body or anybody or committee of the FEI, the Federation, the Association, or any Provincial or Discipline Body into disrepute.

Equestrian sport means any equestrian sport conducted under the auspices of the FEI, the Federation, the Association or any Provincial or Equestrian Body.

### **The Purpose of this code is:**

1. To outline incorrect and unacceptable actions or behaviour within vaulting and to encourage ethical behaviour within vaulting, so that when the code is contravened the appropriate disciplinary action can with consistency be taken, thus responding to offences and preventing re-occurrence.
2. To help to resolve conflict.
3. To make ethical behaviour infringement easy to identify.
4. To enhance the ethical reputation of sports persons.
5. To promote respect for human dignity, rights and social justice.
6. Provide a framework for all sporting persons to conduct their sporting activities according to the following ethical principles:
  - 6.1 Respect the rights, dignity and worth of every human being
  - 6.2 Being fair, considerate, honest and respect for the law.
  - 6.3 Being trustworthy and professional, accepting responsibilities for their action.



- 6.4 Refraining from any racial, gender, verbal, physical or emotional abuse or harassment.
- 6.5 Always making a positive contribution and refraining from destructive criticism.
- 6.6 Always acting in the interest of South African vaulting.

### **APPLICABILITY**

The code shall apply to any/ and all participants who participate / attend any competition/event, which is held under the auspices of the Vaulting Association of South Africa, which is a member of the South African Equestrian Federation.

The code shall apply to any administrator involved in the administration of vaulting at any level within South Africa and who thereby falls under the auspices of VASA.

The code shall apply to any coach involved in coaching a team/individual for any event/competition, which falls under the auspices of VASA.

The code shall apply to any technical official involved in officiating or training at any event/competition which falls under the auspices of VASA and the National Federation.

**Success of a Code of Conduct** - This code of conduct can only be successful if:

The athletes, officials, coaches and administrators familiarize themselves with the content of the Code.

National Associations/federations and macro-bodies frequently refer to the Code of Conduct for guidance.

The code of ethics is included/captured in VASA and the National Federation's rules/constitution and SASCO colour regulations.

Anyone who fails to conform their conduct to the following code of conduct, will be subject to disciplinary action according to VASA and the Federation's constitution or disciplinary procedures.

**Before going against the Code of Conduct a person should ask the following questions:**

Is it legal and constitutional?

What does the code of conduct say?

How would it look in tomorrow's newspaper?

Does it comply with the Association/Federation's rules and regulations?

How does it make me feel?

Is it against the Association/Federation's or professional standards?

Will it reflect negatively on my Association or me?

Who else this could affect?

Would I be embarrassed if others knew I took this course of action?

Is there an alternative action that does not pose an ethical conflict?

What would a reasonable person think?

Can I sleep at night?

**Administrators - I pledge to:**

Do my best to ensure that all athletes are given an equal opportunity to participate, regardless of gender, ability or ethnic background.

Discourage any sport program from becoming primarily an entertainment for the spectators.

Ensure that all equipment and facilities are safe and appropriate to the athlete's ages and abilities.

Make sure that the age and maturity levels of the children are considered in program development, rule enforcement and scheduling.

Remember that participation is for the athletes own sake and to ensure that winning is kept in perspective.

Ensure that the code of ethics / fair play is distributed, understood and agreed upon by, coaches, athletes, and officials.

Ensure that coaches and officials are capable of promoting fair play as well as the development of good technical skills. Also to encourage them to become certified.

Promote and develop the game by sharing knowledge and experience.

Administer all issues relating to the sport in the best interest of the sport and not for my personal gain.

Educate and ensure high standards of risk management are maintained.

Educate athletes to respect other cultures and beliefs.

Keep athletes and officials updated on protocol of other countries where they may compete.

Conform to my Association's code of conduct.

Show common courtesy towards participants, other administrators, coaches, spectators, technical officials, press and sponsors.

No administrator shall at any time give, make, issue, authorize or endorse any public statement which will have or be designed to have, an effect prejudicial or detrimental to an individual, the best interest of the National Association/Federation or vaulting in general.

**Players/Participants - I will:**

Respect the rules and participate in the spirit of the sport.

Display high standards of behaviour that promote a positive image for the sport.

Respect my opponents.

Respect the officials and their decisions.

Be gracious in victory and defeat and remember that winning isn't everything.

Give my team-mates positive inputs and feedback.

Compete fairly.

Refrain from the use of profane, insulting, harassing or otherwise offensive language or behaviour inside or outside of the arena.

Strive to maintain a sense of self-control and dignity at all times.

Thank officials and opposing athletes after every event.

Remember to maintain a sense of integrity.

Respect the facilities/equipment.

Do my best to try to be a true team player.

Never advocate or condone the use of drugs or other banned performance enhancing substances.

Reject corruption, drugs, racism, violence and other dangers to the sport.

Help others to resist corrupting pressures.

Denounce those who attempt to discredit the sport.

Honour those who defend the sports good reputation.

To the best of my ability abstain from the use of tobacco products and alcoholic beverages in public when representing my country.

Never provide under-age participants with alcohol.

Participate in all team testing and satisfy all team program-testing objectives. (Drug and High Performance).

Communicate and co-operate with registered medical practitioners/testing centre in the diagnoses, treatment and management of medical problems and respect the concerns of these medical people have when they are considering my future health and well-being and when they are making decisions regarding my ability to continue to perform or train.

Respect other athletes and officials cultures and beliefs.

Conform to my Association's code of conduct.

Show common courtesy towards administrators, coaches, spectators, technical officials, press and sponsors.

No participant shall at any time give, make, issue, authorize or endorse any public statement which will have or be designed to have, an effect prejudicial or detrimental to an individual, the best interest of the National Association/Federation or Vaulting in general.

**Technical Officials - I will:**

Make sure that every athlete has a reasonable opportunity to perform to the best of his or her ability, within the limits of the rules.

Avoid or put an end to any situation that threatens the safety of the athletes.

Strive to maintain a healthy atmosphere and environment for competition.

Not tolerate unacceptable conduct toward officials, athletes, spectators or myself.

Be consistent and objective in calling all infractions, regardless of my personal feelings toward a team or individual athlete.

Handle all conflicts firmly but with dignity.

Accept my role as a teacher and role model for fair play.

Be open to discussion and contact with the athletes before and after the event/competition.

Remain open to constructive criticism and show respect and consideration for different points of view.

Obtain proper training and continue to upgrade my officiating skills.

Consistently display high personal standards and project a favourable image of the sport and officiating.

Uphold the international standards.

To the best of my ability abstain from the use of tobacco products and alcoholic beverages in public when officiating and working with officials and athletes.

Refrain from the use of profane, insulting, harassing or otherwise offensive language or behaviour in the conduct of my duties.

Never advocate or condone the use of drugs or other banned substances.

Conform to my Association's code of conduct.

Show common courtesy towards participants, administrators, coaches, spectators, other technical officials, press and sponsors.

No technical official shall at any time give, make, issue, authorize or endorse any public statement which will have or be designed to have, an effect prejudicial or detrimental to an individual, the best interest of the National Association/Federation or Vaulting in general.

**Coaches - I will:**

Treat everyone fairly within the context of his or her activity, regardless of gender, place of origin, colour, sex, religion, political belief or economic status.

Ensure that confidentiality of athletes is maintained.

Teach the athletes how to manage conflict and stress and use good judgment in tough situations.

Be generous with praise and give the team positive inputs and feedback.

Encourage a constructive attitude toward competitions.

Provide an equal opportunity for all to learn skills and further themselves.

Encourage individuals to continue their participation in sport.

Be reasonable when scheduling events and practices.

Teach athletes to play fairly and to respect the rules, officials and opponents.

Ensure that all athletes get equal instruction, support and playing time.

Not ridicule or yell at my athletes for making mistakes or for performing poorly.

Within the limits of my control I will make sure that equipment and facilities are safe and match the athlete's ages and abilities.

Remember that athletes need a coach they can respect and thereby you need to set a good example.

Obtain the proper training and continue to upgrade my coaching skills.

Refrain from public criticism of fellow coaches, athletes, officials and volunteers especially when addressing the media.

Communicate and co-operate with registered medical practitioners in the diagnoses, treatment and management of the athlete's medical and psychological problems.

Consider the athlete's future health and well-being as foremost when making decisions regarding an injured athletes ability to continue competing or training.

Recognize and accept when to refer athletes to another coach or sport specialist, allow the athletes goals to take precedence over my personal goals.

At no time become intimately and/or sexually involved with any athlete.

Never advocate or condone the use of drugs or other banned performance enhancing substances.

Never provide under-age athletes with alcohol, or encourage its use.

To the best of my ability abstain from the use of tobacco products and alcoholic beverages in public when officiating and in the presence of the athletes.

Refrain from the use of profane, insulting, harassing or otherwise offensive language or behaviour in the conduct of my duties.

In the case of minors, communicate and co-operate with the athlete's parents or legal guardians, involving them in management decisions pertaining to their child's development.

Conform to my Association's code of conduct.

Show common courtesy towards participants/players, administrators, spectators, technical officials, other coaches, press and sponsors.

No coach shall at any time give, make, issue, authorize or endorse any public statement which will have or be designed to have, an effect prejudicial or detrimental to an individual, the best interest of the National Association/Federation, or Vaulting in general.

### **HORSES**

The Association expects all those involved in equestrian sport to adhere to this Code of Conduct and to acknowledge and accept that, at all times the welfare of the horse must be paramount and must never be subordinated to competitive or commercial influences.

At all stages during the preparation and training of competition horses, welfare must take precedence over all other demands. This includes good horse management, training methods, farriery and tack, and transportation.

Horses and competitors must be fit, competent and in good health before they are allowed to compete. This encompasses medication use, surgical procedures that threaten welfare or safety, pregnancy in mares and the misuse of aids.

Events must not prejudice horse welfare. This involves paying careful attention to the competition areas, ground surfaces, weather conditions, stabling, site safety and fitness of the horse for travel.

Every effort must be made to ensure that horses receive proper attention after they have competed and that they are treated humanely when their competition careers are over. This covers proper veterinary care, competition injuries, euthanasia and retirement.

## ANNEX 2 – GRADING

---

1. No National grading points are awarded in E Grade. A Province may choose to award grading points in E Grade for use within that Province. A Vaultler may upgrade to D Grade at any time.
2. When an E Grade vaultler has achieved more than **2 points** in D Grade he/she can no longer compete in E Grade and must officially be upgraded to D Grade
3. When an athlete has been awarded **5** points in D Grade he/she may upgrade to C Grade but must upgrade once he/she has been awarded **20** points in D Grade.
4. When an athlete has been awarded **5** points in C Grade he/she may upgrade to 1\* but must upgrade once he/she has been awarded **20** points in C Grade. Only vaulters in their twelve (12) year may compete at 1\*.

***Special dispensation may be granted to vaulters who do not meet the age requirement. Application must be made in such circumstances to the National Judges Panel who will consider such an application.***

5. When an athlete has been awarded **5** points in 1\* he/she may upgrade to 2\* but must upgrade once he/she has been awarded **20** points in 1\*.
6. When an athlete has **5** points in 2\* he/she may upgrade to 3\* Senior. Only vaulters who are 16 years and older may compete at 2\* Young Vaultler and 3\* Senior. If a Vaultler has **20 points** in 2\* and is older than 16 years of age, such a vaultler must upgrade to either 2\* Young Vaultler or 3\* Senior.

### **Applies to SA and / or International CVI only**

7. If a lower grade athlete, currently registered in E, D or C Grade, compete at a CVI1\* in SA or internationally, they will only be allowed to compete in 1\* competitions thereafter. If they qualify and compete in a CVI2\*, they will only be allowed to compete in 2\* competitions thereafter in SA. If they qualify and compete in a 3\*, they will only be allowed to compete in 3\* competitions thereafter in SA. (This would only apply to vaulters from 16 years of age).
8. The above will only apply if the athlete received a final score of 6.00 or higher at the CVI event.

### **Applies to Graded competitions in SA only**

9. If a lower grade athlete, currently registered in E Grade who is 18 years or under, competes in a Junior 2\* squad competition in SA, they will only be allowed to compete in D Grade competitions thereafter.

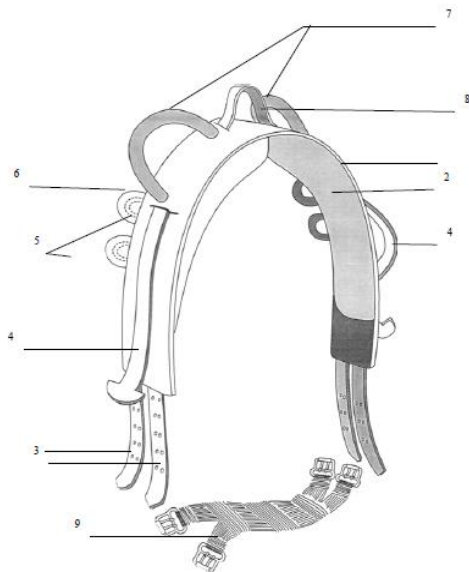
10. If a lower grade athlete currently registered in E or D Grade compete in a 3\* squad competition in SA (which does not have an age limit), they will only be allowed to compete in 1\* competitions thereafter.
11. An individual athlete may not compete in more than 1 grade at any one Event (except for SANESA Events which are run according to SANESA rules).
12. **An individual athlete may compete in 1 grade higher than their current grade but all points will be accumulated in their current grade.**
13. When an athlete has achieved 5 points in their current grade and they wish to upgrade to the next level, a written request for upgrade must be sent to VASA.
14. This is not recommended unless the parent/coach is very confident of the athlete's abilities at the higher level. It is suggested that wherever possible the athlete should wait for the maximum number of points before upgrading.
15. Grading points shall only be awarded at official National Competitions and Provincial Graded Competitions.
16. Grading points will be awarded only for recognized Individual Competitions, that is, competitions that follow the normal format of compulsory movements and freestyle movements over two rounds unless otherwise stated. Participation in pas de deux or squad classes do not attract grading points.
17. An athlete may be downgraded by one grade, if he/she has not been awarded any points within the previous 12 months. This request shall be made in writing to VASA
18. The NEC shall review grading issues from time to time and publish the points at which athletes in grades D to A may or must be upgraded

**GRADING POINTS ARE AWARDED AS PER THE TABLE BELOW**

6.00 to below 6.50	1 point
6.50 to below 7.00	2 points
7.00 to below 7.50	3 points
7.50 to below 8.00	4 points
8.00 and above	5 points



## ANNEX 3 – VAULTING SURCINCLE (Handles and Grips) & BACK PAD

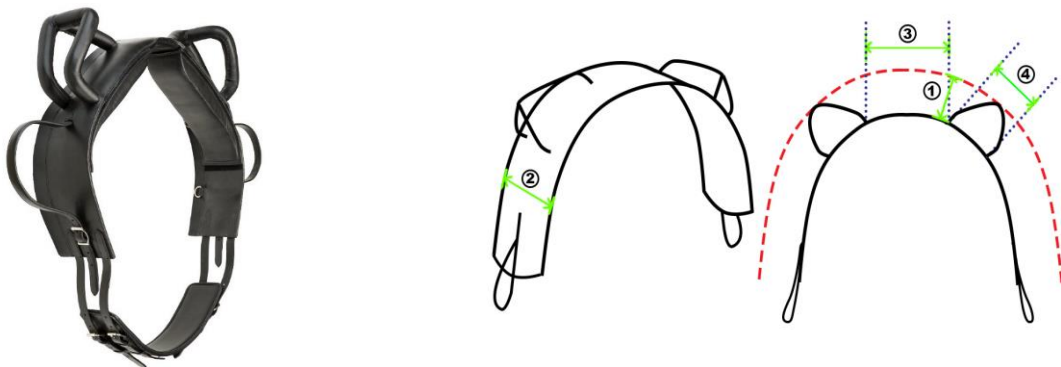


1. Outside leather surface
2. Leather-covered padding
3. Girth points
4. Cossack loop
5. D-rings for side-reins
6. D-ring safe
7. Handles (shape of handles is not defined)
8. Auxiliary holding strap
9. Girth

The surcingle has two solid handles (grips) with a loop on either side. One short extra leather loop may be fixed between the inner edges of the grips. This loop or strap may be wrapped with suitable material to provide protection from injury. Adjustable handles are not allowed. No grips/handles, straps or loops other than those described above are allowed.

fixed between the inner edges of the grips. This loop or strap may be wrapped with suitable material to provide protection from injury. Adjustable handles are not allowed. No grips/handles, straps or loops other than those described above are allowed.

**Note --- these are the maximum dimensions, smaller dimensions are acceptable and a tolerance of 20mm will be accepted.**



1. Maximum distance measured from flat face of surcingle to outer point of handles 180mm.
2. Maximum width of flat face of surcingle 180mm.
3. Maximum distance between the righthand side and left hand side surcingle handles 240mm.
4. Maximum distance between the centre of the top and bottom fixing points on surcingle handles 280mm.

## ANNEX 4 – AGE CLASSIFICATIONS

INDIVIDUAL COMPETITION		
U8	E Grade Individual competition	Until the end of the calendar year in which they turn 7
U12	E – C Grade Individual competition	From the beginning of the calendar year in which they turn 8 until the end of the calendar year in which they turn 11
Children	E – 2* Individual competition	From the beginning of the calendar year in which they turn 12 until the end of the calendar year in which they turn 14 (12-14)
Junior	E – 2* Grade Individual competition	From the beginning of the calendar year in which they turn 14 until the end of the calendar year in which they turn 18 (14 – 18)
Young Vaulters	2* Individual Competition	From the beginning of the calendar year in which they turn 16 to the end of the calendar year in which they turn 21 (16 – 21) <i>2* Young Vaulters are required to do a Technical Test</i>
Senior	E – 2* Individual competition	<b>From the beginning of the calendar year in which they turn 16 and upwards</b>
Senior	3* Individual Competition	From 16 upwards <i>3* Senior Vaulters are required to do a Technical Test</i>
PAS-DE-DEUX COMPETITION		
3* Star Canter Pas de Deux	Senior competition	From 16 Upwards
2* star Canter Pas de Deux	Junior competition	<b>From the beginning of the calendar year in which they turn 14 until the end of the calendar year in which they turn 18 (14 – 18)</b>
1* star Canter Pas de Deux	1* or 2* star competition	No Age limit
C grade Canter Pas de Deux	C grade/1* star competition	No Age Limit
Pas de Deux E Grade Walk	E Grade only	No Age limit
Pas de Deux D grade Walk	E, D, C Grade or 1*	No Age limit
SQUAD COMPETITION		
Mixed Squad	E to 1* Squad Competitions	No age Limit
Junior squad	2* Squad competition	Until the end of the calendar year in which they turn 18
Senior Squad	3* Squad competition	No age limit

## ANNEX 5 - VASA TRAINING SHOWS

---

The Rules in this document apply to all Graded Sanctioned Events / Shows in South Africa.

Over the years the various OC/SHB have developed various competitions for training purposes and a list of these Competitions are listed below. This is not a comprehensive list and it is up to the OC / SHB to provide the Rules for their Training Show in the published Schedule.

### TYPE OF COMPETITIONS

#### **Group Competition**

1. A Group Competition is a form of training for the Squad Competition: a Vaulting group consists of a Lunger, Horse and 2 to 4 Vaulters of any age and sex who perform a freestyle routine in which up to three vaulters work on the horse at any one time.
2. Group Competitions may be offered at the walk or the canter.
3. As this is a training class, no grading points are not awarded to the Individual Vaulters in a group or for the Group.

#### **Two-phase Competition**

1. A Two-Phase Competition is any kind of competition where the Compulsory Test is performed on a Horse and the Free Test is performed on a barrel.
2. Grading points are not awarded in any kind of two-phase competition.

#### **Competition for disabled vaulters**

1. Any Rules regarding assistance should be waived in the case of a disabled vaulter who requires assistance at any stage.
2. The running of classes for disabled vaulters may differ from the normal exercises.

#### **Barrel competition**

1. Barrel classes are included in **all** shows to provide more opportunity for the Vaulters to train **in levels E grade to 3\* for individuals and pairs. This also includes squad competitions.**
2. Barrel classes are typically run (and scored) like Horse classes (without any Horse score).
3. The Vaulter(s) perform a Compulsory, Free Test and Technical Test (if applicable).
4. The Schedule should provide further details on how the Barrel classes will run and how they will be scored.
5. As this is a training class – no graded points are awarded for any barrel competitions.
6. All Barrel competitions offered at 1\*, 2\* or 3\* must have the required square surcingles handles. Barrel competitions for E, D and C Grade may make use of the round shape surcingles handles. Please refer to **ANNEX 3**.

## ANNEX 6 – REQUIREMENTS TO HOST A SOUTH AFRICAN CHAMPIONSHIP

---

1. National Championship is a VASA run Event, in conjunction with the Hosting Province and OC / SHB. All requirements to host such a Championship must be confirmed by either the President of VASA or a delegated NEC member to ensure that the Venue (and Province) hosting the Championship is able to meet all the requirements for the hosting of the Event.
2. OC/SHB/Venue must be au fait with the current VASA Rules and Guidelines particularly those relating to South African Championships.
3. The Venue must have a Paramedic on the premises during any practice days and every day during the Event.
4. Access to a Farrier and Vet must be provided for the whole period from Horse Inspection to the end of the Event.
5. Stabling should be available at the Venue or nearby (walking distance) and must be easily accessible to the Venue and if required, shade and watering facilities for Horses during the Event.
6. Grooming facilities must be provided (including catering for the Grooms).
7. Judges Platforms, which are at least 50cm above the sand of the competition arena, must be available.
8. The Venue must have at least one indoor arena for both competition and warm-up and if possible, one outdoor arena for practice, if the indoor area is not sufficient for more than one horse at a time.
9. Indoor arena roof height must be at least 5m high.
10. The competition arena must measure at least 20m x 20m in diameter.
11. Arena should be flat and level.
12. The arena surfaces should be resilient, non-slip and not too deep or hard.
13. No stones or sharp objects in or around competition or warm-up arenas – which may cause harm to either Horse or Vaulters.
14. All arenas should be harrowed and watered (if required).
15. The competition arena must not be used for practice/warm-up once the Event has started.

16. There should be enough seating for people allowed at the Venue depending on any other health regulations at the time of the Event and must be at least 5 metres away from the edge of the competition arena.
17. Enough parking for both horse boxes and cars for any people allowed at the Event.
18. Adequate toilet and wash basin facilities for people and officials at the Event and where possible, this should include changing rooms (or space for Vaulters to change in and out of unitards).
19. Catering must be available.
20. Adequate electrical points for sound system, printers and computers. This must be organised in advance of the Event.
21. OC / SHB should ensure that there is a backup generator in the event of power failure.
22. All barrels used for the Competition must be sturdy, well covered and stable. For any barrel competition for 1\* to 3\* competitions, suitable square handle surcingles – including the foam pad under the surcingle – must be available. The round handle surcingles for E to C Grade is sufficient. These requirements would also apply to barrels used for practice and warm up.
23. Horse Inspection must be held with the Veterinary Commission, Technical Delegate and President (or Member) of the Ground Jury not more than 24 hours before the start of the Event.
24. OC / SHB must ensure that there is a minimum of four (4) suitably qualified Judges (as per these Rules), two (2) scorers, four (4) experienced scribes or each Horse class offered (three scribes are required for Barrel classes).
25. All Judges' expenses are the responsibility of the OC / SHB – this would include flight costs, transport to and from the airport and Venue, and accommodation and food costs throughout the time the Judges are required, including for the Horse Inspection.
26. Lunch must be provided for all officials at the Event (which will include the scribes, DJ, announcer, paramedic, recorders and Judges).

## ANNEX 7 – CHECKLIST FOR TECHNICAL DELEGATE

Date:	
Event:	
President of the Ground Jury:	
Technical Delegate:	
Show Director:	

<b>TECHNICAL</b>	<b>YES</b>	<b>NO</b>
Schedule approved		
Program approved		
Signs (Restricted access / No Go / Parking / Toilet)		
Warm-up and practice arena (going, size and safety)		
Barrels (Availability, Safety, Requirements for handles)		
Riding areas		
<b>Competition Arena:</b> size		
Entrance / exit of competition arena adequate		
Flowers / plants		
Going of arena		
Harrowing and watering of arena		
<b>Judges:</b> tables and chairs and platforms		
Table letters (A to D)		
Bell / Timer / Stationary		
Ambulance: availability and access		
Paramedic in attendance during practice and competition		
Emergency action plan		
Vet and Farrier in attendance (or on standby)		
Stabling		
Grooms facilities		
Parking for Horse boxes and vehicles		
Public / Official parking		
Random checks on horse equipment, Horses and Vaulters		
Official facilities / area for refreshments		
Sponsor facilities / area (if required)		
Public facilities		
Seating for Public		
Catering facilities		
Toilet facilities		
Water and electricity		
Officials transportation and accommodation		
Horse Inspection (if required)		

<b>ADMINISTRATIVE</b>	<b>YES</b>	<b>NO</b>
Any changes to program during Event		
Cancellation of competitions		
Checking of results		
Horse Inspection		
Medication check – if required		
Violation against Rules or Schedule		
Show Office (area / facilities / opening times)		
Judge's allocation		
Copy of programs for all officials and scorers		
Copy of program for steward, announcer and DJ		
Big copy of program for competition arena		
Scorers facilities (score board / stationary)		
Printer (paper, cartridge, copy and scanner)		
Score sheets (including Judge's files)		
Fall / Medical report forms for Medics		
Computers plus scoring system		
Power failure back-up		
Music system and adequate back up		
Sound speakers / computer area / facilities		
PA System – position of loadspeakers		
Internet Connection (wi-fi availability)		
Horse ID numbers		
Spare armband numbers		
Copy of Rules, GR's and Guidelines		
List of Athletes with contact numbers		
Substitution forms		
Protest forms		
Officials, recorders, announcer, scribes		
Steward and/or marshal for warm-up and competition arena		
Catering for Officials (including Judges, scribes, announcer, DJ, Steward, Vet, paramedic, recorders)		

\_\_\_\_\_  
 President (member) of the Ground Jury

\_\_\_\_\_  
 Technical Delegate

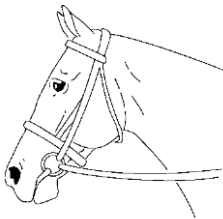
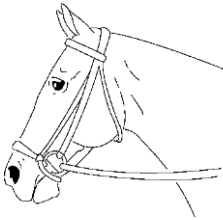
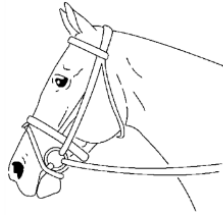

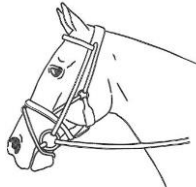









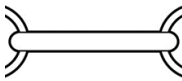




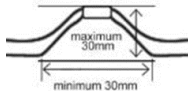
\_\_\_\_\_  
 Show Director

## ANNEX 8 – Equipment Requirements

This annex is to be used as a reference to Article 718 and must only be used in conjunction with the written rules which take precedence over this annex. The images below are examples only, and similar equipment which produce the same effect on the horse are also allowed if they adhere to the written rules.

**Any of the below must be used in their manufactured state.**

### Bridles / Bits / Mouthpieces

					
Eg. Cavesson Noseband		Eg. Dropped Noseband		Eg. Flash Strap	
					
Eg. Crossed/Mexican/grackle n/band		Eg. Combined noseband no throat lash necessary		Eg. Michlem bridle no throat lash necessary	
					
Loose ring Bit	Eggbutt Bit	D Ring Bit	Upper Cheek	Full Cheek	
					
Single joint	Double joint	Double joint	Unjointed	Barrel joint	
					
Ball joint	Double ball joint	Centre piece with roller	Port deviation measurements		